








# Tatra

Motor-Typ motor-type type de moteur	ccm	Zyl. cyl. cyl.	Leistung power puissance	Modell model modèle	Baujahr year année	Bohrung bore percée	Höhe height épais.	Typ type type	GPR-Nr GPR-No réf. GPR	
Dieselmotor T3-929	15825					<b>120,00</b>	3,50	914 CR+	  	<b>700 015 3007</b>
Dieselmotor T3-930	18990		166-250 kW (226-340 PS)			3,00	911 FE			
Dieselmotor T3-928	12660	0		Tatra 815		5,00	947 EX CR P			
Dieselmotor 924A	5876	4		137, 138, 148		<b>120,00</b>	3,50	910 IF CR+	   	<b>700 015 3008</b>
Dieselmotor 926	8814	6				3,50	911 FE			
Dieselmotor 930	17628	V12				3,50	931 FE			
Dieselmotor 2-928-1	12667	V8				6,00	947 EX FE			
Dieselmotor 928	11762	V8								