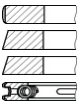























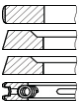

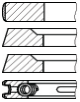

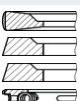
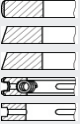






Scania

Motor-Typ motor-type type de moteur	ccm	Zyl. cyl. cyl.	Leistung power puissance	Modell model modèle	Baujahr year année	Bohrung bore percée	Höhe height épais.	Typ type type	GPR-Nr GPR-No réf. GPR	
Dieselmotor D 8	7800	6		L 80, LB 80, L 81, LB 81, G 82, P 82, T 82, L 85, LB 85, L 86, LB 86		115,00	2,38 2,38 2,38 4,74	910 CR+ 911 FE 911 FE 947 EX CR+	   	700 015 2890
Dieselmotor DS 8	7800	6								
Dieselmotor DSJ 8	7786	6	120/153 kW (163/208 PS)							
Dieselmotor D 8 05/06, DS 8 01	7800	6	140/155/ 170 kW (190/211/ 231 PS)	L/LB 80 S, L/LB 81 S, G 82 M, P 82 H/HB/M/MA, T 82 H/M, L/LB 85 S, L/LB 86 S	74-87	115,00	2,38 2,38 4,74	910 CR+ 911 FE 947 EX CR+	  	700 015 2891
Dieselmotor DN 8 01	7800	6	120 kW (163 PS)	L 80, LB 80, L 81, LB 81, G 82 M/MD, P 82 H, M, T 82 H/M, L/LB 85, L/LB/LS/B/ BF/BR 86	01/77-78					
Dieselmotor DN 9 01	8724	6	150-162 kW (204-220 PS)	Baureihe 92	85-					
Dieselmotor DN 9 01	8724	6	150-162 kW (204-220 PS)	Baureihe 92	85-92					
Dieselmotor DSJ 8 01	7800	6	170 kW (231 PS)	82	82-87					
Dieselmotor D 5	4720	4	59 kW (80 PS)			115,00	3,00 3,00	910 CR 911 IF FE	 	700 015 2892
Dieselmotor D 7	7170	6	88,5 kW (120 PS)	L 5546, L 5550 L	60-63		3,00	911 IF FE		
Dieselmotor D 7	7170	6	88,5 kW (120 PS)	L/LS 55, 42 L	59-62		6,00	947 P	 	
Dieselmotor DS 8	7800	6	140-153 kW (190-208 PS)	L/LB 80, L/LB 81, L/LB 85, L/LB 86	68-74	115,00	3,00 3,00 3,00 6,00	910 CR+ 911 IF FE 911 IF FE 947 EX CR+	   	700 015 2893
Dieselmotor DSC 902 - 9 44	8724		180-207 kW			115,00	3,16 2,38	914 CR+ 911 FE	 	700 015 2894
Dieselmotor DS 9 05, 9 06, 9 08	8471	6	155-185 kW	82, 92, 93			3,50	947 EX CR+	 	
Dieselmotor DS 9.01	8724	6	180/185 kW (245/252 PS)	82, 92	85-06/87	115,00	3,16 2,38	914 IW CR+ 911 FE	 	700 015 2895
Dieselmotor DS 9.05/06/08	8471	6	155/167/ 185 kW (211/227/ 252 PS)	Baureihe 93	06/87-		4,74	947 EX CR+	 	
Dieselmotor DS 9.05/06/08	8471	6	155/167/ 185 kW (211/227/ 252 PS)	DSC 9.02/07/08/09, DSC 9.40/41/42/44, Baureihe 93	06/87-92					
Dieselmotor DSC 9.01/02	8724	6	202/207 kW (275/282 PS)	D/P/R/T 92	85-					

Scania

Motor-Typ motor-type type de moteur	ccm	Zyl. cyl. cyl.	Leistung power puissance	Modell model modèle	Baujahr year année	Bohrung bore percée	Höhe height épais.	Typ type type	GPR-Nr GPR-No réf. GPR	
Dieselmotor D 11	11000	6		L 110, LS 110, LB 110, L 140, LB 140, LBS 140		127,00	2,38 2,38	910 CR+ 911 IW FE		700 015 2896
Dieselmotor DS 11	11000	6				2,38	911 IW FE			
Dieselmotor D 14	14200	V8				4,74	947 EX CR+			
Dieselmotor DS 14	14200	V8	148,5- 275 kW (202-375 PS)							
Dieselmotor D 11, DN 11.01	11000	6	149/153 kW (203/208 PS)	L/LB 110	08/73-75	127,00	2,38 2,38	910 CR+ 911 IW FE		700 015 2897
Dieselmotor D 11, DN 11.01	11000	6	149/153 kW (203/208 PS)	L/LB/LS/LBS 111, SBA 111, T 112 E/H	75-81		4,74	947 EX CR+		
Dieselmotor DS 11.01	11000	6	202,5 kW (275 PS)	L/LS/LB/LBS 110 S, L/LB/LS/LT/	08/73-75					
Dieselmotor DS 11.01/02/ 14/15/18, L05	11000	6	206/218/ 224/245 kW	LB S/LBT 111 S, LT/ LBT 111 BB, LBT 111 FB, SBAT 111, T 112 H/E, G 112 M, K 112, R 112/M/ MA/H/E, B 116, P 112 M/MA/H/E	75-88					
Dieselmotor D 11	11000	6	143/ 148,5 kW (195/202 PS)	L/B/CF/CR 76	62-	127,00	2,38 2,38	910 CR+ 911 IW FE		700 015 2898
Dieselmotor DS 11	11000	6	165/ 202,5 kW (225/275 PS)	L 76	62-65		2,38	911 IW FE		
Dieselmotor DS 11	11000	6	202,5 kW (275 PS)	L 76	66-		6,33	947 EX CR+		
Dieselmotor DS 11	11000	6	202,5 kW (275 PS)	L/LB/LBS/LBT/LS/LT 110 S	66-08/73					
Dieselmotor DS 11	11000	6	202,5 kW (275 PS)	L/LS/LB/, LBS 110	67-08/73					
Dieselmotor DS 14	14200	V8	257,5 kW (350 PS)	L/LB/LS/LBS/LBT 140, LT 145	69-76	127,00	3,16 2,38	914 IW CR+ 911 IW FE		700 015 2899
Dieselmotor DS 14.01/02, DSI 14, DSC 14	14200	V8	309/316 kW (420/430 PS)	L/LB/LS/LBS/ LBT 141 S, T 112 E, R 142 E/H/M/MA, R/T 142 H, 146	83-		4,74	947 EX CR+		
Dieselmotor DS 14.06	14200	V8	276/285/ 291 kW (375/388/ 396 PS)	141, 142, 146	77-					
Dieselmotor DS 11	11000	6		Case-Traktoren (USA), Land-, Baumaschine	78-88	127,00	3,16 2,38	914 IW CR+ 911 IW FE		700 015 2900
Dieselmotor DS 11	11000	6		Case-Traktoren (USA), Land-, Baumaschine	88-		2,38 4,74	911 IW FE 947 EX CR+		
Dieselmotor D 10	10260	6		LA 75, LS 75, LT 75		127,00	3,16 3,16	910 CR 911 FE		700 015 2901
Dieselmotor DS 10	10260	6					3,16 6,33	911 FE 947 EX CR+		
							6,33	946 FE		
Dieselmotor DSC 11 Euro 2	11015	6	280 kW (381 PS)	R 113 H	95-	127,00	3,50 2,38	914 IW CR+ 911 IW FE		700 015 2902
Dieselmotor DSC 11/27	11022	6	200 kW (272 PS)	113 Bus	91-		3,50	947 EX CR+		
Dieselmotor DSC 12 01/ 02 Euro 2/Euro 3	11700	6	265-325 kW (360-442 PS)	R 124 LA 400	96-					
Dieselmotor DSC 14	14181	V8			10/95-08/98					

Scania

Motor-Typ motor-type type de moteur	ccm	Zyl. cyl. cyl.	Leistung power puissance	Modell model modèle	Baujahr year année	Bohrung bore percée	Höhe height épais.	Typ type type	GPR-Nr GPR-No réf. GPR	
Dieselmotor DS 11	11015	6		Industriemotor	89-	127,00	3,50 2,38	914 IW CR+ 911 IW FE	  	700 015 2903
Dieselmotor DS 11.34/73, DSC 11.12/ 13/16/17/18	11015	6	230/265 kW (313/360 PS)	Baureihe 113	87-	4,74	947 EX CR+			
Dieselmotor DSC 11	11015	6	220 kW (300 PS)	Industriemotor	89-					
Dieselmotor DSC 11.01	11018	6	252 kW (343 PS)	112	86-					
Dieselmotor DSC 11.08/10/ 30/70 Euro 2	11000	6	280 kW (381 PS)	R 113 MA 380 A						
Dieselmotor DSC 11.21/23/ 35/36, DS 11.75	11022	6	235/266 kW (320/362 PS)	P/R/T 113	91-					
Dieselmotor DSC 11.22/70, DTC 11.01/02 Euro 1	11015	6	235-280 kW (320-381 PS)	P/R 113	90-					
Dieselmotor DS 14 Case	14180	V8	300 kW (408 PS)		-88					
Dieselmotor DS 14 Case DS 14.46/48/ 49/50	14180	V8	300 kW (408 PS)		88-					
Dieselmotor DSC 14 J	14180	V8	340 kW (462 PS)	Industriemotor	-88					
Dieselmotor DSC 14 J, DSC 14.45/46, DSI 14.47/50/ 60/61/63	14180	V8	340 kW (462 PS)	Industriemotor	88-					
Dieselmotor DSC 14.03/04/ 08/09/10/16	14118	V8	331/345 kW (450/470 PS)	Baureihe 143	88-					
Dieselmotor DSC 14.05/06	14118	V8	290/309 kW (394/420 PS)	R/T 142	86-					
Dieselmotor DSC 14.08/10	14181	V8	309/331 kW (420/450 PS)	R/T 143	93-					
Dieselmotor DSC 14.09 Euro 1	14181	V8	368 kW (500 PS)	R/T 143	93-					
Dieselmotor DSC 14.10	14181	V8	331 kW (450 PS)							