






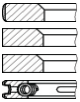
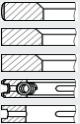
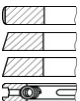
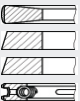


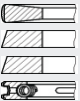

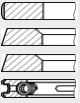







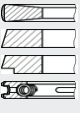




RVI

Motor-Typ motor-type type de moteur	ccm	Zyl. cyl. cyl.	Leistung power puissance	Modell model modèle	Baujahr year année	Bohrung bore percée	Höhe height épais.	Typ type type	GPR-Nr GPR-No réf. GPR
Motor 671	2141	4	56,5 kW (77 PS)	SG 2 E/4 N/4 L, SB 2 F	56-69	88,00	2,00 2,00 4,50	910 CR S 911 FE 947 EX	 700 015 2835
Dieselmotor 599 LE 01	3017	4				98,00	3,00 2,50	914 CR+ 911 IW FE	 700 015 2836
Dieselmotor 712.01-04	3017	4					2,50 4,50	930 FE 947 EX CR+	 700 015 2837
Dieselmotor 712.08	3017	4							
Dieselmotor 712-01...04/08	3319	4	65 kW (88 PS)			98,00	3,00 2,50	914 CR+ 911 IW FE	 700 015 2837
Dieselmotor 712-03/04	3319	4	56 kW (76,2 PS)	SG 4, SG 5, SM 4, D 5 T, SG 2 MB 35, SG 2 MB 38, SM 5, SG 4 DN/DL/DXL/DM, SG 2 D 3800, SG 2 DM 3800, SG 2 D 3500, SG 2 DM 3500, Super Goelette, Super Galion	68-83		4,50	947 EX CR+	 700 015 2838
Dieselmotor 592	2263	3				98,00	3,00 3,00	910 CR 911 FE	 700 015 2838
Dieselmotor 591	3017	4	25,7- 40,5 kW (35-55 PS)				3,00 4,50	911 FE 947 EX CR+	 700 015 2839
Dieselmotor AD 4.236	3865	4	62,5 kW (85 PS)	380 K, 560-C Stradair 05/10	61-78	98,48	2,38 2,38 2,38 6,33	910 IF CR 910 IF P 910 IF P 947 EX CR+	 700 015 2839
Dieselmotor 6.354	5784	6	74,5 kW (101 PS)	GL 750 M, 560 K 610	74-	98,48	2,38 2,38 2,38 6,33 6,33	910 IF CR 910 IF P 910 IF P 947 EX CR+ 946 P	 700 015 2840
Dieselmotor 800	6910	V8	125 kW (170 PS)	Crusair 2AV800, 3AV800, PR100		100,00	2,50 2,50 2,50 5,00	910 CR+ 911 FE 911 FE 947 EX FE	 700 015 2841
Dieselmotor 597	5278	6	92,5 kW (126 PS)	SM 7-F 3000, F 3500, F 4000, F 4500, SM 8-F 3000	67-	100,00	3,00 2,50 2,50 5,00	914 CR+ 911 FE 911 FE 947 EX CR P	 700 015 2842
Dieselmotor 720.01...03/08/12	3593	4	67,5/ 73,5 kW (92/100 PS)	SG 5, SG 5 C, SM 5, JK 60/ 65/ 75/ 90 B	72-86	102,00	3,00 2,50	914 CR+ 911 FE	 700 015 2843
Dieselmotor 797, U5M62, D 0216 MXU	5489	6	98-110 kW (133-150 PS)	SM 7, SM 8, SM 8-13, SM 8-TM, SM 8-TY, E 7 C, SC 28, SC 29, JN 75, JN 90, JP 11, JP 13	70-80		5,00	947 EX CR+	 700 015 2843
Dieselmotor 798	5491	6	109/112/ 125 kW 148/152/ 170 PS)	SM 8-TU, JP 13 T, JR 1, JN 75, 13 BUL, JP 11, 130, 150, 95130	72-	102,00	3,00 2,50 2,50 5,00	914 CR+ 911 FE 911 FE 947 EX CR+	 700 015 2844
Dieselmotor MIDR 602.026 D, 06.02.26D	6177	6	166 kW (226 PS)	G 230, M 230	94-	102,00	3,50 2,50 4,00	914 CR+ 911 FE 947 EX CR+	 700 015 2845
Dieselmotor 8.510	8360	V8	131 kW (178 PS)	PR100PA		107,95	2,38 2,38 2,38 6,33	910 CR+ 911 IF P 911 IF P 947 EX CR+	 700 015 2846

RVI

Motor-Typ motor-type type de moteur	ccm	Zyl. cyl. cyl.	Leistung power puissance	Modell model modèle	Baujahr year année	Bohrung bore percée	Höhe height épais.	Typ type type	GPR-Nr GPR-No réf. GPR
Dieselmotor D 0836 M/MH/MU/ HM 3U/HM/HMN/ HMU/ HM 2/HM 7	7030	6	99,5/115/ 118 kW (135/156/ 160 PS)	S 45 GT, S 53 M, S 105 M, SC 10, SM 10, SM 12, SM 170, JM 170 C, SM 170 L, JM 170 N, JM 170 NA, JM 170 NA, JM 170 XL, S 105 M, Sciou	63-73	108,00	2,50 2,50 5,00	910 CR+ 911 P 947 EX CR+	 700 015 2847
Dieselmotor D 0846 HM 2/ HMN 2		6			73-				
Dieselmotor D 0846 HM 2/ HMN 2	7252	6	117,5- 132 kW (160-180 PS)	SM 10, SM 12, SM 21, SM 170, SM 180 H, E 7 N, E 7 L, S 45 GT, S 53 M, S 105 M, Sciou	69-73				

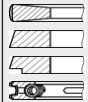
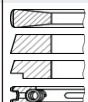
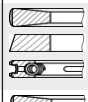




RVI

Motor-Typ motor-type type de moteur	ccm	Zyl. cyl. cyl.	Leistung power puissance	Modell model modèle	Baujahr year année	Bohrung bore percée	Höhe height épais.	Typ type type	GPR-Nr GPR-No réf. GPR	
Dieselmotor MID 620.30	8822	6		GB190, GF, GLR, GR191, TB, PR10100		120,00	3,00 3,00	914 CR+ 911 IF CR P		700 015 2848
Dieselmotor MIP 620.30	8822	6					4,00	947 EX CR+		
Dieselmotor MID 620.30	8822	6		GB190, GF, GLR, GR191, TB, PR10100		120,00	3,00 3,00	914 CR+ 911 FE		700 015 2849
Dieselmotor MIP 620.30	8822	6					4,00	947 EX CR+		
Dieselmotor M 420, MDXM, MDX 16 M, 24 M, 26 M, 44 M, 44 M	6328	4	88,5 kW (120 PS)	GBK 6, GLC 6 M, 6 M 2, PLB 6 SM, PBH 6, TBK 6, GDK 75, TBK 6, 6 B, RR, & S, GL 6 M 2, GLC 6 M 3, 6 RM 3, 8 M 3, 8 RM 3, GLR 8 M 3, 8 RM 3, L 62 M 3, RM 3, GBK 6, PBK 6, L 64, 6 M 3	55-77	120,00	3,25 3,00 3,00 6,00	914 CR+ 911 FE 931 FE 947 EX CR+		700 015 2850
Dieselmotor M 420.30 B 2 X, XB, XK, XKB, XR, MD 420.30	5881	4	88,5/ 99,5 kW (120/135 PS)	Stradair 20 T, TA, 30 T, TA, 40, 50, GAK 55, 65, 70/600, GAK 70, TAK 70, 20 K, 30 K, 770 K, 771 K, 680 KB, 880 K, KB, 881 KB, GBK 80, GL 900	65-77					
Dieselmotor M 520, MDUMK, MDU 24 M, 25 M, 44 M, 45 M, 44 M 3, 46 M 3, MDZ 23	7917	5	111 kW (151 PS)	GLR 8 M, GLC 8 M, GBC, 8 M, TLC 8 M, GLR 160, CGK 160, TAK 160, TAK 180, TCK 8 A, TAK8, L 64	57-77					
Dieselmotor M 620 P, T, 2, 23	9500	6	132,5 kW (180 PS)	GLM 10, GLR 10, TLM 10, TLR 10, GPRU 10, GR 200, TR 200, GR 205, GCK 200, PHN 10, PHL 10	57-77					
Dieselmotor MIDS 620.30	8820	6	158-169 kW (215-230 PS)		78-87	120,00	3,25 3,00	914 CR+ 911 FE		700 015 2851
Dieselmotor MIDS 620.30	8820	6	153/169 kW (208/230 PS)	GB 231, GC 231, GF 231, GLR 230, TB 231, PR 10, PR 12, PR 14, 950 KB 6 S, 950 KTB 6 S, G 210.19, G 230.19	88-		4,00	931 FE 947 EX CR+		
Dieselmotor MID/MIP 620.30	8822	6	136-158 kW (185-215 PS)	GB/GC/GF/, GLR 190, GR 191, Traktor TB 191-950, KB6-HBT, HB 26, PR 100	75-87	120,00	3,25 3,00 4,00	914 CR+ 911 P 947 EX CR+		700 015 2852
Dieselmotor MIDR 620.30	8820	6	194 kW (264 PS)	PR 14 GL, PR 14 S LG	81-86					
Dieselmotor MIDR/MIDS 620.45	9839	6	191/206 kW (260/280 PS)	C 260.26, C 260.19 T, C 279 T, G 260, G 280	06/88-94					
Dieselmotor MIDR/MIDS 620.45	9839	6	191/206 kW (260/280 PS)	C 260.26, C 260.19 T, C 279 T, G 260, G 280	83-05/88					
Dieselmotor MIDS 620.30	8820	6	153/169 kW (208/230 PS)	C 210, G 210, G 230	88-90					
Dieselmotor MIP 620.30	8822	6	136 kW (185 PS)	HB 15, HB 17, HB 19, HB 26	78-81					
Dieselmotor MID/MIP 620.30	8822	6	136-158 kW (185-215 PS)	GB/GC/GF/, GLR 190, GR 191, Traktor TB 191-950, KB6-HBT, HB 26, PR 100	75-87	120,00	3,25 3,00 4,00	914 CR+ 911 IF CR P 947 EX CR+		
Dieselmotor MIDR 620.30	8820	6	194 kW (264 PS)	PR 14 GL, PR 14 S LG	81-86					
Dieselmotor MIDR/MIDS 620.45	9839	6	191/206 kW (260/280 PS)	C 260.26, C 260.19 T, C 279 T, G 260, G 280	06/88-94					
Dieselmotor MIDR/MIDS 620.45	9839	6	191/206 kW (260/280 PS)	C 260.26, C 260.19 T, C 279 T, G 260, G 280	83-05/88					
Dieselmotor MIDS 620.30	8820	6	153/169 kW (208/230 PS)	C 210, G 210, G 230	88-90					
Dieselmotor MIP 620.30	8822	6	136 kW (185 PS)	HB 15, HB 17, HB 19, HB 26	78-81					


RVI

Motor-Typ motor-type type de moteur	ccm	Zyl. cyl. cyl.	Leistung power puissance	Modell model modèle	Baujahr year année	Bohrung bore percée	Höhe height épais.	Typ type type	GPR-Nr GPR-No réf. GPR	
Dieselmotor MIDR/MIDS 620.45	9839	6	191/206 kW (260/280 PS)	C 260.26, C 260.19 T, C 279 T, G 260, G 280	95-	120,00	3,50 3,00	914 CR+ 911 FE		700 015 2854
Dieselmotor MIDR/MIPS 620.45	9834	6	136-186 kW (186-253 PS)	PR 100, PR 180, C 260, G 260, R 312, PR 100.2/180.2, PER 180.2, G 260.6, G 260.15, T/G/C 260.16, B/G 260.17, T/G/C 260.19, G 260.24, G/C 260.26, G 300 Major	95-		4,00	947 EX CR+		
Dieselmotor D 2156 HM 6 DK/HMN/HMUS	10343	6	141,5/154,5/ 158/169/ 173 kW	E 7, 110, E 7.125, SM 200, SM 240, SM 240 HT, SM 21.240, SM 32.240, JM 200.2, JM 240.2	66-75	121,00	3,50 3,00 3,00 5,50	914 CR+ 911 FE 930 FE 947 EX CR+		700 015 2855
Dieselmotor D 2156 MTN 5	10350	6	187/210 kW (255/285 PS)	SH 280 TU, SH 36.280 TU, SH 380.280 TU, SM 260/280	68-78					
Dieselmotor 2146 HM	9660	6	156/173 kW (212/235 PS)	JM 240, JM 240 T, JM 240 TPE, JM 240 V, SM 10 S, SM 12 S, SM 190	64-67	121,00	3,50 3,00 3,00 5,50	910 CR+ 911 FE 930 FE 947 EX CR+		700 015 2856
Dieselmotor 2146 M	9660	6	126,5 kW (172 PS)	JM 200, JM 200 TPE, JM 200 V						
Dieselmotor MIDR 06.23.56.A3 MIDR 06.23.56.A41 MIDR 06.23.56.B41	11122	6	361-381PS 266-288kW	Midium 135 Premium 365 Premium 400		123,00	3,50 3,00 4,00	914 CR+ 911 IF P 947 EX CR+		700 015 2857
Dieselmotor D 2356 HM	10350	6	173 kW (235 PS)	SM 260, SM 260 HT, SM 260 MT, 260 V, E 7	74-80	123,00	3,50 3,00 3,00 5,50	914 CR+ 911 FE 930 FE 947 EX CR+		700 015 2858
Dieselmotor MIDR 06.24.65	11949	6	287 - 412 kW 390 - 560 PS			123,85	3,16 2,39 4,75	914 CR P+ 911 IF CR P 947 EX CR P		700 015 2859
Dieselmotor D 2555 M		5	124 kW (168 PS)			125,00	3,00 3,00	914 CR S 911 FE		700 015 2860
Dieselmotor D 2556 MXF		6	141,5 kW (192 PS)	15.168, 19.168, 19.240, 26.240, 32.240, EPG 176, EPG 216, EPG 246, EPG 288	73-		5,00	947 EX CR+		
Dieselmotor D 2858 M	15450	V8	223,5 kW (304 PS)	SM 300, SM 340, 19.304 DFA, 22.304 DFAT	73-	128,00	3,50 3,00 3,00 5,50	914 CR+ 911 FE 931 FE 947 EX CR+		700 015 2861

RVI

Motor-Typ motor-type type de moteur	ccm	Zyl. cyl. cyl.	Leistung power puissance	Modell model modèle	Baujahr year année	Bohrung bore percée	Höhe height épais.	Typ type type	GPR-Nr GPR-No réf. GPR	
Dieselmotor MS 635 T, MDS 635.40	12000	6	191,5/206/ 224 kW	Traktor TR 280, TLR 280 M 3, GR 280-N, -L, -EL, GBH 280-N, GR 305, GRH 305, TRH 305, 310	74-83	135,00	3,50 3,00 3,00 6,00	914 CR+ 911 FE 931 FE 947 EX CR+		700 015 2862
Dieselmotor MIVS 835.30	14886	V8	262 kW (356 PS)	GR350, GRH, TR, TRH		135,00	3,50 3,00 3,00 4,00	914 CR+ 911 FE 931 FE 947 EX CR+		700 015 2863
Dieselmotor MDS/MIDS 635.40	12024	6	206 kW (280 PS)	GBH 280, CBH 280	82-	135,00	3,50 3,00 6,00	914 CR+ 911 FE 947 EX CR+		700 015 2864
Dieselmotor MIDR 635.40	12024	6	226 kW (307,5 PS)	Baureihe 305/310, PX 30	79-	135,00	3,50 3,00	914 CR+ 911 FE		700 015 2865
Dieselmotor MIDR 635.40 C	11941	6	224 kW (305 PS)	R 310 T	84-		4,00	947 EX CR+		
Dieselmotor MIVR 835.30	14880	V8	286 kW (389 PS)	R 390, R 420	86-					
Dieselmotor MIVS 835.30-20137	14886	V8	262 kW (356 PS)	R 360, R 360 T, GR 350, TR 350	78-84					
Dieselmotor MIVS 835.30-2015	14886	V8	268 kW (365 PS)	R 360 T, R 370	84-					
Dieselmotor MIVS 835.30-2015	14886	V8	268 kW (365 PS)	R 370	85-					
Dieselmotor MIDR 0635.40 J 1	12024	6	309 kW (420 PS)	AE 420, R 420	07/96	135,00	4,00 3,00	914 CR+ 911 FE		700 015 2866
Dieselmotor MIDR 0635.40 J 1	12024	6	309 kW (420 PS)	AE 420, R 420	92-06/96		4,00	947 EX CR+		
Dieselmotor MIDR 0635.40 J 3 Euro 1	12024	6	305 kW (415 PS)	AE 420, Major R 420	92-					
Dieselmotor MIDR 0635.40 L 1	12024	6	283 kW (385 PS)	AE 385, R 385	07/96					
Dieselmotor MIDR 0635.40 L 1	12024	6	283 kW (385 PS)	AE 385, R 385	92-					
Dieselmotor MIDR 0635.40 M 3 Euro 1	12024	6	235 kW (320 PS)	CLM 320, GBH 320, CBH 320	07/96-					
Dieselmotor MIDR 0635.40 M 3 Euro 1	12024	6	235 kW (320 PS)	CLM 320, GBH 320, CBH 320	92-06/96					
Dieselmotor MIDR 0635.40 N 3 Euro 1	12024	6	283 kW (385 PS)	AE 385, Major R 385, CLM 385, GBH 385, CBH 385	07/96					
Dieselmotor MIDR 0635.40 N 3 Euro 1	12024	6	283 kW (385 PS)	AE 385, Major R 385, CLM 385, GBH 385, CBH 385	92-					
Dieselmotor MIDR 635.40 G/H 2	12024	6	255-275 kW (346-374 PS)	R 340, R 350, R 365, R 380, AE 380	87-					

RVI

Motor-Typ motor-type type de moteur	ccm	Zyl. cyl. cyl.	Leistung power puissance	Modell model modèle	Baujahr year année	Bohrung bore percée	Höhe height épais.	Typ type type	GPR-Nr GPR-No réf. GPR	
Dieselmotor MIDR 0635.40 J 1	12024	6	309 kW (420 PS)	AE 420, R 420	07/96	135,00	4,00	914 CR+		700 015 2867
Dieselmotor MIDR 0635.40 J 1	12024	6	309 kW (420 PS)	AE 420, R 420	92-06/96		3,00	911 IW CR		
Dieselmotor MIDR 0635.40 J 3 Euro 1	12024	6	305 kW (415 PS)	AE 420, Major R 420	92-		4,00	947 EX CR+		
Dieselmotor MIDR 0635.40 L 1	12024	6	283 kW (385 PS)	AE 385, R 385	92-					
Dieselmotor MIDR 0635.40 L 1	12024	6	283 kW (385 PS)	AE 385, R 385	07/96					
Dieselmotor MIDR 0635.40 M 3 Euro 1	12024	6	235 kW (320 PS)	CLM 320, GBH 320, CBH 320	07/96-					
Dieselmotor MIDR 0635.40 M 3 Euro 1	12024	6	235 kW (320 PS)	CLM 320, GBH 320, CBH 320	92-06/96					
Dieselmotor MIDR 0635.40 N 3 Euro 1	12024	6	283 kW (385 PS)	AE 385, Major R 385, CLM 385, GBH 385, CBH 385	07/96					
Dieselmotor MIDR 0635.40 N 3 Euro 1	12024	6	283 kW (385 PS)	AE 385, Major R 385, CLM 385, GBH 385, CBH 385	92-					
Dieselmotor MIDR 635.40 G/H 2	12024	6	255-275 kW (346-374 PS)	R 340, R 350, R 365, R 380, AE 380	87-					