




























# Peugeot

Motor-Typ motor-type type de moteur	ccm	Zyl. cyl. cyl.	Leistung power puissance	Modell model modèle	Baujahr year année	Bohrung bore percée	Höhe height épais.	Typ type type	GPR-Nr GPR-No réf. GPR
Motor TU 9 TU 9 M TU 9 Z	954	4	32 kW (44 PS)	106, 205	88-	70,00	1,50 1,50 3,00	910 IF CR S 911 FE 777 CR S	 <b>700 015 2671</b>
Motor XV 3, XV 5, XV 8	954	4	32/34/35 kW (44,5/46/ 48 PS)	104, 204, 205	72-88	70,00	2,00 2,00 4,00	910 IF CR 931 P 948 EX P	 <b>700 015 2672</b>
Motor TU 1 JP	1124	4	44 / 60	C2 1.1, C3 1.1, 106, 206, Partner	96 - 03	72,00	1,50 1,50 2,50	910 CR S 931 P 777 CR S	 <b>700 015 2673</b>
Motor TU 1 K/M/Z	1124	4	40 -44 kW (54 - 60 PS)	106, 205, 306, 309, Partner	88- 02	72,00	1,50 2,00 3,00	910 IF CR S 930 FE 777 CR S	 <b>700 015 2674</b>
Motor XW 3 XW 3 S XW 7	1124	4	42 - 48,5 kW (57 - 66 PS)	104, 205	76 - 82	72,00	1,50 2,00 4,00	910 IF CR S 930 FE 777 CR S	 <b>700 015 2675</b>
Dieselmotor DV4 TD, DV4 TED, DV4 TED4 8HX, 8HZ	1398	4	52 - 66 kW 71 - 89 PS	206 1.4 TD, 307 1.4 TD, 1007, C2 + C3 1.4 HDi, Xsara 1.4 HDi Ford, Citroen, Mazda, Suzuki	02 -	73,70	2,50 1,95 2,50	916 CR+ 911 IF U P 947 EX NIT S	 <b>700 015 2676</b>
Dieselmotor D4V TD 8 V D4V TED 16 V	1398	4	50 / 68	206 HDi éco 70, 206 SW HDi éco 70 Citroen, Toyota, Mazda, Suzuki	04 -	73,70	3,00 1,95 2,50	916 CR+ 931 P ES 947 EX NIT S+	 <b>700 015 2677</b>
Motor E1 F1	1118	4	40 - 46 kW 54 - 62 PS	309	85 - 90	74,00	1,75 2,00 4,00	910 IF CR S 931 FE 777 CR S	 <b>700 015 2678</b>
Motor XZ5	1219	4	42 kW 57 PS	104 1.2	79 - 83				
Motor TU3 JP	1361	4	55 kW 75 PS	106, 206, 306, 307, Partner 1.4 i	93 -	75,00	1,50 1,50 2,50	910 IF CR S 931 P 777 CR S	 <b>700 015 2679</b>
Motor TU2.4	1294	4	70 kW 95 PS	205 Rallye	97 90	75,00	1,75 2,00	910 IF CR S 931 FE	 <b>700 015 2680</b>
Motor TU3 TU3A TU3CP TU3M TU3S	1360	4	44 - 62 kW (60 - 84 PS)	106, 205, 309, 405, Partner 1.4	88 - 97		3,00	777 CR S	
Motor XY 6 B, XY 7, XY 8	1360	4	44-59 kW (60-80 PS)	104	78-83	75,00	1,75 2,00	910 IF CR S 931 FE	 <b>700 015 2681</b>
Motor XZ 5	1218	4	42 kW (57 PS)	104	78-84		4,00	777 CR S	
Dieselmotor TUD 3	1361	4	37 -39 kW (50 - 53 PS)	106, 205, 306, 309, 405 1.4 D	92- 02	75,00	2,25 1,75 3,00	910 CR+ 911 FE 946 EX	 <b>700 015 2682</b>
Dieselmotor DV6 CTD4 DV6 TED4	1560	4	80 / 109	206 HDi 306, 407	05 -	75,00	3,00 2,00 2,50	916 CR+ 931 ES P 947 EX NIT	 <b>700 015 2683</b>
Motor XL 3 XL 3 S	1288	4	48 -55 kW (65 - 75 PS)	304	72-75	76,00	1,75 2,00 4,00	910 IF CR S 931 FE 777 CR S	 <b>700 015 2684</b>
Motor G 1 A	1294	4	47 kW (64 PS)	309	85-90	76,70	1,75 2,00 4,00	910 IF CR S 930 FE 777 CR S	 <b>700 015 2685</b>
Dieselmotor TUD 5 TUD 5B	1527	4	40 - 42 kW (54 - 57 PS)	106 1.5 D	94-	77,00	2,00 1,75 3,00	910 CR S 911 IF U P 947 EX CR+	 <b>700 015 2686</b>

















# Peugeot

Motor-Typ motor-type type de moteur	ccm	Zyl. cyl. cyl.	Leistung power puissance	Modell model modèle	Baujahr year année	Bohrung bore percée	Höhe height épais.	Typ type type	GPR-Nr GPR-No réf. GPR
Dieselmotor XL 4 D	1357	4	33 kW (45 PS)	204 D, 304 D	73-79	78,00	1,75 2,00 3,00	910 IF CR S 911 FE 947 EX CR+	 <b>700 015 2687</b>
Motor XK5	1130	4	43 kW 58 PS	204, 304 1.1	75 - 80	78,00	1,75 2,00	910 IF CR S 911 FE	 <b>700 015 2688</b>
Motor XL 5 S	1290	4	55 kW (75 PS)	304 1.3	72-75		4,00	947 EX FE	
Motor XR5A XR5S	1472	4	50 - 65 kW 68 - 88 PS	305 1.5	80 - 90				
Motor TU 5 JP 4 NFU, NFX	1587	4	80 kW 109 PS	106, 206, 307, Partner, Saxo, C3, Xsara, Berlingo, 1007	96 -	78,50	1,20 1,50 2,50	910 CR S 931 P 777 NIT S	 <b>700 015 2689</b>
Motor TU5 J2 TU5JP	1587	4	65 - 74 kW 88 - 101 PS	106, 306, 405	93 - 98	78,50	1,50 1,50 3,00	910 IF CR S 931 P 777 CR S	 <b>700 015 2690</b>
Dieselmotor XID80	1548	4	36 kW (49 PS)	304 GLD, 305 GRD		80,00	1,75 2,00 3,00	910 IF CR S 911 FE 947 EX CR+	 <b>700 015 2691</b>
Dieselmotor XUD 7, 161 A	1769	4	44 kW (60 PS)	205, 305, 309, 405	83-03	80,00	2,00 2,00 3,00	910 CR S 911 FE 947 EX CR+	 <b>700 015 2692</b>
Dieselmotor TUD3	1360	4		106 XTD		80,00	2,25 1,75 3,00	910 CR+ 911 FE 947 EX CR+	 <b>700 015 2693</b>
Dieselmotor A 8 B, XUD 7 TE	1769	4	57/66 kW (78/90 PS)	205, 309, 405	90-	80,00	3,00 2,00 3,00	914 CR+ 911 FE 947 EX CR+	 <b>700 015 2694</b>
Dieselmotor DW 8 DW 8 B XUD 9 AY	1868	4	51 kW (68 PS)	Berlingo, Dispatch, Jumpy, Xsara, C 15 Expert, Partner, 206, 306, Ranch	98 -	82,20	2,00 2,00 3,00	910 CR S 931 P 947 EX CR+	 <b>700 015 2695</b>
Motor XU 5 J XU 5 JA	1580	4	65 - 76 kW (88 - 103 PS)	205, 309 1.6 GTI	86-96	83,00	1,50 1,50 4,00	910 IF CR S 931 P 777 CR S	 <b>700 015 2696</b>
Motor XU 9 XU 9 JA	1905	4	70 - 90 kW (95 - 122 PS)	205, 309, 405, 1.9 GTI	87-94				
Motor XU 5 JP	1580	4	65 kW 88 PS	405, 406	92 - 95	83,00	1,50 1,50	910 IF CR S 931 P	 <b>700 015 2697</b>
Motor XU 7 JP	1761	4	73 - 74 kW (99 - 100 PS)	306, 405, 406, 806, Partner	96-		3,00	777 CR S	
Motor XU 9 J4	1905	4	116 kW 158 PS	309, 405 1.9 GTI 16V	89 - 91				
Motor XU 51 C - XU 5 S XU 51 CP XU 51 K XU 52 C	1580	4	59/66 kW (80/90 PS)	205, 305, 309, 405	82-90	83,00	1,75 1,75 4,00	910 IF CR S 931 FE 777 CR S	 <b>700 015 2698</b>
Motor XU 92 C	1905	4	90 kW (122 PS)	205, 305, 309, 405	87-97				
Dieselmotor XUD 9, XUD 9 A	1905	4	48/52 kW (65/71 PS)	205, 305, 306, 309, 405, Boxer, Partner, Ranch	82 - 02	83,00	2,00 2,00 3,00	910 CR S 911 P 947 EX CR+	 <b>700 015 2699</b>
Dieselmotor XUD 9, XUD 9 A	1905	4	48/52 kW (65/71 PS)	205, 305, 306, 309, 405, Boxer, Partner, Ranch, J 5	82 - 98	83,00	2,00 2,00 3,00	910 CR S 911 P 947 EX NIT S	 <b>700 015 2700</b>
Dieselmotor XUD 9 TE/TF	1905	4	68 kW (92 PS)	306, 309, 405, 406	98 -	83,00	3,00 2,00	914 CR+ 911 P	 <b>700 015 2701</b>
Dieselmotor XUD 9 TE/TF -----01/1997	1905	4	68 kW (92 PS)	406, Expert, 806, Boxer	95 -		3,00	947 EX CR+	
Dieselmotor XUD 9 TE/TF 01/1997 -----	1905	4	68 kW (92 PS)	306 1.9 D	10/95-	83,00	3,50 2,00 3,00	914 CR+ 911 P 947 EX CR+	 <b>700 015 2702</b>

# Peugeot

Motor-Typ motor-type type de moteur	ccm	Zyl. cyl. cyl.	Leistung power puissance	Modell model modèle	Baujahr year année	Bohrung bore percée	Höhe height épais.	Typ type type	GPR-Nr GPR-No réf. GPR
Motor XM, KF 6 XM 7, XM 7 P	1796	4	48 - 66 kW (65 - 90 PS)	504, 505	68-81	<b>84,00</b>	1,50 2,00 4,00	910 IF CR S 930 FE 777 CR S	 <b>700 015 2703</b>
Motor XC 5A Xc 5P XC 7	1618	4	42,5 - 53,5 kW (58 - 73 PS)	404, 504, J 7, J 9	65-80	<b>84,00</b>	2,00 2,00 4,50	910 IF CR 911 P 946 EX FE	 <b>700 015 2704</b>
Motor EW 10 J4 EW 10 L3 EW 10 L4	1998	4	97 - 101 kW (132 - 137 PS)	206, 307, 406, 407, 607,806, 807, Expert	99 -	<b>85,00</b>	1,20 1,50 2,50	910 IF NIT S 931 P 777 NIT S	 <b>700 015 2705</b>
Dieselmotor XUD 11 ATE XUD 11 BTE	2088	4	80 kW (110 PS)	406, 605, 806	07/95-	<b>85,00</b>	3,00 2,00 3,00	914 CR+ 911 FE 947 EX CR+	 <b>700 015 2706</b>
Dieselmotor DW 10 ATED DW 10 BTED DW 10 CTED	1998	4	63 - 81 kW 86 - 110 PS	206, 306, 307, 406, 607, 806, 807, Expert, Partner 2.0 HDI 90 - 2.0 HDI 110	98 -	<b>85,00</b>	3,50 2,00 3,00	916 CR+ 911 IF P 947 EX CR+	 <b>700 015 2707</b>
Dieselmotor DW 12 TED4	2179	4	100 kW 136 PS	406, 607, 807 2.2 HDI FAP	00 -				
Motor EW 12 J4	2230	4	116 kW 158 PS	406, 407, 607, 807	99 -	<b>86,00</b>	1,20 1,50 2,50	910 CR S 931 P 777 CR S	 <b>700 015 2708</b>
Motor XU 10 J 4 RS	1998	4	120 kW (163 PS)	306 2.0 16V S16, 806 2.0 16V SR		<b>86,00</b>	1,50 1,50 3,00	910 IF CR S 931 P 777 CR S	 <b>700 015 2709</b>
Motor XU 10 2C XU 10 J2	1998	4	84 - 108 kW 114 - 147 PS	406, 605, 806	90-99	<b>86,00</b>	1,50 1,75 3,00	910 IF CR S 931 FE 777 CR S	 <b>700 015 2710</b>
Dieselmotor XUD 11 A	2138	4	61 kW (83 PS)	605 D	90-	<b>86,00</b>	2,50 2,00 3,00	910 IF CR+ 911 FE 947 EX CR+	 <b>700 015 2711</b>
Motor 159 A 3.000	1581	4	58 kW (79 PS)	Expert	10/95-	<b>86,40</b>	1,50 1,75 3,00	910 IF CR S 931 FE 777 CR S	 <b>700 015 2712</b>
Motor ES 9 J4 ES 9 J4 S	2946	6	152 kW (207 PS)	406, 607, 807 3.0 V6 24V	96 -	<b>87,00</b>	1,50 1,50 3,00	910 IF CR S 931 P 777 NIT S	 <b>700 015 2713</b>
Motor XN	1971	4	57 kW (77 PS)	504, 505, J 5, J 9	71-90	<b>88,00</b>	1,50 2,00	910 IF CR S 911 FE	 <b>700 015 2714</b>
Motor ZNJK	2849	6	114 - 125 kW 155 - 170 PS	604	84 -		4,00	777 CR S	 <b>700 015 2715</b>
Motor ZDJK ZDJL	2165	4	86 - 95,5 kW (117 - 130 PS)	505 TI, GTI	82-89	<b>88,00</b>	1,75 2,00 4,00	910 IF CR S 911 IF FE 777 CR S	 <b>700 015 2715</b>
Motor ZEJ	1995	4	77 - 81 kW 105 - 110 PS	505	79 - 86				
Dieselmotor XD/XDP/TMD 4.88	1948	4	36-46 kW (49-63 PS)	404 D, U 6 D, U 8 D, U 10 D, 504 D, J 7 D	71-79	<b>88,00</b>	2,00 2,00 2,00 4,50	910 CR S 911 FE 931 FE 947 EX	 <b>700 015 2716</b>
Dieselmotor XDP 6.88	2919	4	61 kW (83 PS)		63-77				
Dieselmotor XDP 4.90	2112	4	43-55 kW (59-75 PS)	504, J 7, J 9	67-82	<b>90,00</b>	2,00 2,00	910 CR S 911 FE	 <b>700 015 2717</b>
Dieselmotor XDP 6.90	3168	6	78 kW (106 PS)	504 D, J 7 D	70-82		2,00 4,50	930 FE 947 EX	 <b>700 015 2718</b>
Motor ZNJK	2849	6	114 - 125 kW (155 - 170 PS)	505 V6, 604	84 -	<b>91,00</b>	1,50 2,00 4,00	910 IF CR S 911 IF FE 947 EX CR+	 <b>700 015 2718</b>

# Peugeot

Motor-Typ motor-type type de moteur	ccm	Zyl. cyl. cyl.	Leistung power puissance	Modell model modèle	Baujahr year année	Bohrung bore percée	Höhe height épais.	Typ type type	GPR-Nr GPR-No réf. GPR
Dieselmotor DJ5	2446	4	63 kW 86 PS	Boxer 2.5D	94 -	92,00	2,25 2,00 3,00	910 CR+ 931 P 947 EX CR+	 <b>700 015 2719</b>
Dieselmotor DK 5 ATE, DJ 5 T THY	2446	4	76-96 kW (103-130 PS)	Boxer, 806, 605	94-	92,00	3,00 1,75 3,50	914 CR+ 911 P 947 EX CR+	 <b>700 015 2720</b>
Dieselmotor DJ5T	2446	4	76 kW 103 PS	Boxer 2.5TD	94 -02	92,00	3,50 2,00 3,00	916 CR+ 931 P 947 EX CR+	 <b>700 015 2721</b>
Dieselmotor DJ 5 TED	2446	4	79 kW (107 PS)	Boxer 2.5TD	98 -	92,00	3,50 2,00 3,50	916 CR+ 931 P 947 EX CR+	 <b>700 015 2722</b>
Motor ZPJ	2963	6		605 SV		93,00	1,50 1,75	910 IF CR S 931 FE	 <b>700 015 2723</b>
Motor ZPJ4	2963	6	123-147 kW (167-200 PS)	605			3,50	777 CR S	 <b>700 015 2724</b>
Motor U25/651	2499	4	55 kW 75 PS	J5D, Van	81 - 84	93,00	2,00 2,00 4,00	910 CR S 911 P 947 EX CR+	 <b>700 015 2724</b>
Dieselmotor CRD 93 - L U 25	2499	4	54 - 55 kW (73 - 75 PS)	J 5, J 9	81-93	93,00	2,50 2,00 4,00	910 CR+ 911 P 947 EX CR+	 <b>700 015 2725</b>
Dieselmotor U25/673	2499	4	70 kW (95 PS)	J5 1300 TD		93,00	3,00 2,00 4,00	914 CR+ 911 P 947 EX CR+	 <b>700 015 2726</b>
Dieselmotor XD 2, XD 94	2304	4	46-53 kW (63-72 PS)	504, 505, J 9	01/81-83	94,00	2,00 2,00	910 CR S 930 FE	 <b>700 015 2727</b>
Dieselmotor XD 3 P	2498	4	51,5/53/ 56 kW (70/73/ 76 PS)	505, J 9	82-		4,00	947 EX CR+	 <b>700 015 2728</b>
Dieselmotor XD 2 S	2304	4	54/59 kW (73/80 PS)	505, 604, Tagora, 505 (USA)	79-85	94,00	3,00 2,00	914 CR+ 911 FE	 <b>700 015 2728</b>
Dieselmotor XD 3 T, TE	2498	4	66-81 kW (90-110 PS)	505, 604	84-		4,00	947 EX CR+	 <b>700 015 2729</b>
Dieselmotor FIAT 8140.23.3900 8140 43S Sofim Hp 125 TCA	2798	4	77 - 92 kW 105 - 125 PS	Boxer	00 -	94,40	2,50 2,00 2,50	914 CR+ 911 IW U P 947 EX NIT	 <b>700 015 2729</b>
Dieselmotor FIAT 8140.23.3900	2798	4	77 - 85 kW 105 - 115 PS	Boxer	01 -	94,40	3,00 2,00 3,00	914 CR+ 911 IW U P 947 EX CR+	 <b>700 015 2730</b>
Dieselmotor FIAT 8140.63	2798	4	64 kW 87 PS	Boxer D	99 -	94,40	3,00 2,00 2,50	914 CR+ 911 IW U P 947 EX NIT	 <b>700 015 2731</b>