


















































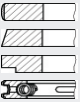


**M.A.N.**

Motor-Typ motor-type type de moteur	ccm	Zyl. cyl. cyl.	Leistung power puissance	Modell model modèle	Baujahr year année	Bohrung bore percée	Höhe height épais.	Typ type type	GPR-Nr GPR-No réf. GPR	
Dieselmotor D 8613 M	1900	3	26 kW (35 PS)	Traktor 2 P 1, 4 P 1	60-63	86,00	2,50	911 CR 911 P	 	<b>700 015 2152</b>
Dieselmotor D 8614 M	2560	4	33 kW (45 PS)	Traktor 2 N 2, 2 P 1, 4 P 1, 2 R 3, 2 R 4, 4 R 3, 4 R 4			2,50 5,00	911 P 947 EX FE	 	
Dieselmotor 2 BNM/S	1840	2				95,00	3,00	910 CR		<b>700 015 2153</b>
Dieselmotor D 9532 M	1840	2		Traktor 2 L 1, 2 L 2, 2 L 3, 4 L 1			3,00 5,00	911 FE 930 FE 947 EX P	  	
Dieselmotor 599	3017	4		270, 470, 475, 485, 570, 585		98,00	3,00	914 CR+		<b>700 015 2154</b>
Dieselmotor 712.03/04/08	3017	4		685, 785			2,50 4,50	911 IW FE 930 FE 947 EX CR+	  	
Dieselmotor 712.03/04/07	3317	4	51,5/58/ 63 kW (70/79/ 85 PS)	270, 470, 485, 570, 585, 685, 785	69-77	98,00	3,00	914 CR+		<b>700 015 2155</b>
							2,50 4,50	911 IW FE 947 EX CR+	 	
Dieselmotor D 0022 M 161		2		Traktor 4 R 2, 4 S 2, 415, 520, 626, 6.90 FK, 8.90 FK, 8.136 FK, 9.136 FK, 10.136 FK, Omnibus 420 HOC 1/2		100,00	2,50	910 CR+		<b>700 015 2156</b>
		4					2,50	911 FE		
Dieselmotor D 0024 M 220/221		6					5,00	947 EX CR P		
Dieselmotor D 0026 M 1/2/H		6								
Dieselmotor D 0022 M 161		2		Traktor 4 R 2, 4 S 2, 415, 520, 626, 6.90 FK, 8.90 FK, 8.136 FK, 9.136 FK, 10.136 FK		100,00	2,50	910 CR+		<b>700 015 2157</b>
		4					2,50	911 FE		
Dieselmotor D 0024 M 220/221		6					2,50 5,00	911 FE 947 EX CR P	 	
Dieselmotor D 0026 M 1/2/H		6								
Dieselmotor 597-02	5278	6	92,5 kW (126 PS)	5.126 F, 6.126 F, 7.126 F, 8.126 F, 9.126 F, 10.126 F	67-71	100,00	3,00	914 CR+		<b>700 015 2158</b>
							2,50 5,00	911 FE 947 EX CR P	 	
Dieselmotor D 0216		6				102,00	2,50	910 CR+		<b>700 015 2159</b>
Dieselmotor MXUL		6					2,50 5,00	911 FE 947 EX CR+	 	
Dieselmotor D 0224 M/MF/ME	3791	4	58-66 kW (79-90 PS)	Baureihe 6.90, 8.90		102,00	2,50	910 CR+		<b>700 015 2160</b>
Dieselmotor D 0226 M/MF/ ME/MFO/MH/ MFM/MFA/MS	5687	6	66-100 kW (90-130 PS)	6.90 F/FK, 8.90 F/FK, 8.136 F/FK, 9.136 F/FK, 10.136 F, 11.136, 12.136, 14.136, 17.136	79-		2,50 4,00	911 FE 947 EX CR+	 	
Dieselmotor D 0226 MK/MKF/ MC/MLE/MKFA/ MKH	5687	6	125-154 kW (170-209 PS)	12.170, 12.192, 14.170, 14.192, 16.170, 17.192	83-	102,00	3,00	914 CR+		<b>700 015 2161</b>
Dieselmotor D 0226 MTE/MTKE/MTXE	5687	6	81-135 kW (110-184 PS)				2,50 4,00	931 FE 947 EX CR+	 	
Dieselmotor 720.05/08	3593	4	65/66 kW (88/90 PS)	690, 7.90		102,00	3,00	914 CR+		<b>700 015 2162</b>
							2,50 5,00	911 FE 947 EX CR+	 	




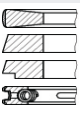
**M.A.N.**

Motor-Typ motor-type type de moteur	ccm	Zyl. cyl. cyl.	Leistung power puissance	Modell model modèle	Baujahr year année	Bohrung bore percée	Höhe height épais.	Typ type type	GPR-Nr GPR-No réf. GPR
Dieselmotor 0846, HM 2/HMN 2/HMY, 8.156, 8.160 H/F, 9.156, 9.160, 13.168, 15.168, 16.168, 750 HO-SL, SG/SL 192, CR 160, UE 590	7252	6	93/115/ 118 kW (127/156/ 160 PS)		73-	<b>108,00</b>	2,50 2,50 5,00	910 CR+ 911 P 947 EX CR+	 <b>700 015 2163</b>
Dieselmotor D 0836 M/MH/ MU/HM 3 U/HM/ HMN/HMU/HM2/ HM 7	7030	6	99,5/115 kW (135/156 PS)	LKW-Series, 635/735/ 650/850	63-73				
Dieselmotor D 846 HM 2/ HMN 2/HMY	7252	6	93/115/ 118 kW (127/156/ 160 PS)	8.156, 8.160 H, 8.160 F, 9.156, 9.160, 13.168, 15.168, 16.168, 750 HO-SL, SG 192, SL 192, CR 160, UE 590	69-73				
Dieselmotor D 0824 GF	4580	4	75 kW (102 PS)			<b>108,00</b>	2,50 2,50	910 CR+ 911 P	 <b>700 015 2164</b>
Dieselmotor D 0824 GF 01/02/03	4580	4	75 kW (102 PS)		91-		4,00	947 EX CR+	
Dieselmotor D 0826 GD 01/02/03	6870	6	114 kW (155 PS)		91-				
Dieselmotor D 0826 GF 04 Euro 1	6870	6	114 kW (155 PS)		92-				
Dieselmotor D 0826 GF/OH/F	6871	6	110 kW (150 PS)	F 90, G 90, M 90, 6.100 FK 310/ 360/340, 9.150 FK 310/360/460, 10.150 F 360/425/ 460/510	09/87-				
Dieselmotor D 0836 M/HM		6				<b>108,00</b>	3,00 2,50 2,50 5,00	914 CR+ 911 P 930 FE 947 EX CR+	 <b>700 015 2165</b>
Dieselmotor D 0824 Euro 1	4580	4		8.153F, 9.153F, 9.163F		<b>108,00</b>	3,00 2,50	914 CR+ 911 P	 <b>700 015 2166</b>
Dieselmotor D 0824 LFL 02 Euro 2	4580	4	118 kW (160 PS)	8.163, 12.163	95-		4,00	947 EX CR+	
Dieselmotor D 0826 FG 01/002	6871	6	169 kW (230 PS)	17.232	88-				
Dieselmotor D 0826 FG 01/002	6871	6	169 kW (230 PS)	17.232	88-				
Dieselmotor D 0826 LE 51/ LE 52/ WE 51/ TUE 51/ LUE 51/160	6871	6	132 kW (180 PS)	Fendt - S Traktor					
Dieselmotor D 0826 LF 01/ LF 02/ LF 04/ LF 06, D 0826 LUH04, LUH213	6600	6		10.153F, 10.163F, 18.232					
Dieselmotor D 0826 LF/ LF 04/LOH/LF 07	6590	6	142/169 kW (192/230 PS)	17.232	88-08/90				
Dieselmotor D 0826 LFL 03/ LF 11/LUH 11 Euro 2/ LF 15 EVB	6871	6	162 kW (220 PS)	8.224 F	95-				
Dieselmotor D 0826 TF, TOH	6590	6	137 kW (186 PS)						

**M.A.N.**

Motor-Typ motor-type type de moteur	ccm	Zyl. cyl. cyl.	Leistung power puissance	Modell model modèle	Baujahr year année	Bohrung bore percée	Höhe height épais.	Typ type type	GPR-Nr GPR-No réf. GPR
Dieselmotor D 0834 LFL, LOH	4580	4	103 - 132 kW 162 - 206 PS	8.145, 9.145, 10.145, 12.145, 8.185, 10.185, 12.185, LE 140	00 -	<b>108,00</b>	3,00 2,50 3,00	914 CR+ 911 FE 947 EX NIT S	 <b>700 015 2167</b>
Dieselmotor D 0836 LF 01, 02, 03, 04, 05	6871	6	162 - 206 kW 220 - 280 PS	12.284, 14.284, 15.284, 18.284, 20.284, 23.284, 25.284, 12.255, 14.255, 15.255, 18.255, 18.255, 20.255, 25.255, 26.255, LE 250	00 -				
Dieselmotor D 1146		6				<b>111,00</b>	3,50 3,00 4,00	914 CR+ 911 FE 947 EX CR+	 <b>700 015 2168</b>
Dieselmotor D 1246		6		Truck-, Military engine		<b>112,00</b>	2,50 2,50 2,50 5,00	910 CR P+ 911 P 930 P 947 EX P	 <b>700 015 2169</b>
Dieselmotor D 2066 LOH, LUH, LF	10520	6	228 - 397 kW 310 - 540 PS	TGA 18.390, TGA 18.430		<b>120,00</b>	3,50 3,00 4,00	914 CR+ 911 IF CR 947 EX CR	 <b>700 015 2170</b>
Dieselmotor D 10 UT 150, Euro 2 RABA Engine	10350	6	150 kW (204 PS)	Ikarus-Bus, IK 280 Raba	95-	<b>121,00</b>	3,50 2,00 3,50	914 CR+ 911 IF CR+ 947 EX CR+	 <b>700 015 2171</b>
Dieselmotor D 2156 HM/HMN/MGN/ MY/MNY/MYN/ HNY/HM 2/ HM 3/ HMN 3/ HM 9/HMN 9	10343	6	141,5/158/ 169 kW	9.192, 9.216, 10.215, 12.192, 12.215, 13.215, 13.230, 15.192, 15.216, 16.816, 16.192, 16.215, 21.215, 22.215, SL 192, SG 192, 12 UE 192, 10 UE 192, 11 UE 192	66-75	<b>121,00</b>	3,50 3,00 3,00 5,50	914 CR+ 911 FE 930 FE 947 EX CR+	 <b>700 015 2172</b>
Dieselmotor D 2156 HMXU -036/ -038, HMU 11	10349	6	141,5 kW (192 PS)	9.192 H, 12.192 H, 22.192 FN/ FNL, SL 192, SG 192	69-75				
Dieselmotor D 2156 MT/MTN/MTX	10344	6	188,5 kW (256 PS)	13.256 F, 16.256 F, 19.256 F, 22.256 F, 26.256 F, 30.256 F	66-71				
Dieselmotor D 2146 HM	9659	6	156 kW (212 PS)	770 L 1, 780 H, 1070 L 1, 1080 H, 2170 L 1 D, 3100, 3500, 4100, 4500, 4600, 4900, 5200, 10210 TLA, 10210 TL 1, 10212 H, 750, 890	63-72	<b>121,00</b>	3,50 3,00 3,00 5,50	910 CR+ 911 FE 930 FE 947 EX CR+	 <b>700 015 2173</b>
Dieselmotor D 2146 M	9659	6	126,5 kW (172 PS)						
Dieselmotor D 2146 M II	9659	6	132 kW (180 PS)						
Dieselmotor D 2356 HM 2/ HM 9/ HM 10/ HMN 2/HMX	10690	6	169,5 kW (230 PS)	10.230 FL, 12.230 H/FL, 13.230 FL, 16.230 FNS, 19.230 DF, 22.230 F, 30.230 F, SG 192, SUE 230, 11 UE 192, 12 UE 192	68-74	<b>123,00</b>	3,50 3,00 3,00 5,50	914 CR+ 911 FE 930 FE 947 EX CR+	 <b>700 015 2174</b>
Dieselmotor D 2366		6				<b>123,00</b>	3,50 3,00 4,00	914 CR+ 911 FE 947 EX CR+	 <b>700 015 2175</b>



**M.A.N.**

Motor-Typ motor-type type de moteur	ccm	Zyl. cyl. cyl.	Leistung power puissance	Modell model modèle	Baujahr year année	Bohrung bore percée	Höhe height épais.	Typ type type	GPR-Nr GPR-No réf. GPR
Dieselmotor D 2555 M/ME, MUH, MF, MX	9199	5	123,5/ 141,5 kW (168/192 PS)			<b>125,00</b>	3,00 3,00 5,00	914 CR S 911 FE 947 EX CR+	 <b>700 015 2176</b>
Dieselmotor D 2565 HM/M/ME/MF/MFR/ MR/MUE/ MUH/MUL	9510	5	92-141 kW (125-192 PS)	11.168, 13.168, 13.192, 14.168, 14.192, 15.168, 15.192, 16.168, 16.192, 22.192					
Dieselmotor D 2565 HM/M/ME/MF/MFR/ MR/MUE/ MUH/MUL	9510	5	92-141 kW (125-192 PS)	11.168, 13.168, 13.192, 14.168, 14.192, 15.168, 15.192, 16.168, 16.192, 22.192					
Dieselmotor D 2556 M/MX/MXF/MXH/MUH	11100	6	147/ 176,5 kW (200/240 PS)	12.168, 13.168, 15.168, 13.192, 15.192, 15.200, 15.240, 16.168, 16.200, 16.240, 19.168, 19.200, 19.240, 22.240, 26.240, 30.240, SD 200, SL 200, SUE 200, SR 240, SUE 240	73-				
Dieselmotor D 2566 HM/M/ME/MH/MXF/ MF/MUL/MUE/MUH/ MFO/MFOR/MFR/ MUM	11407	6	125-177 kW (170-240 PS)	15.240, 16.240, 19.240, 22.240, 26.240, 30.240, SG 192, SL 200, SD 200, SG 220, SUE 240, SR 240, SUE 240	76-				
Dieselmotor D 2566 HM/M/ME/MH/MXF/ MF/MUL/MUE/MUH/ MFO/MFOR/MFR/ MUM	11407	6	125-177 kW (170-240 PS)	15.240, 16.240, 19.240, 22.240, 26.240, 30.240, SG 192, SL 200, SD 200, SG 220, SUE 240, SR 240, SUE 240	76-				
Dieselmotor G 2566 UH/UM	11412	6	147 kW (200 PS)	Bus-, Industriemotor	76-				
Dieselmotor D 2530 ME/MF/MXF	15945	10	156/196/ 235 kW (212/267/ 320 PS)	16.320, 19.320, 20.320, 22.320, 26.320, 30.320, 32.320, 38.320, DFK-3875, DF-4525, DF-5175	72-81	<b>125,00</b>	3,00 3,00 5,00	910 CR+ 911 FE 947 EX CR+	 <b>700 015 2177</b>
Dieselmotor D 2538 M/ME/MF	12756	8	160/188 kW (218/256 PS)	16.256, 19.256, 26.256, 30.256	72-76				
Dieselmotor D 2530 MTE/MTXF	15900	10	223 -294 kW (303 - 400 PS)	16.320, 19.320, 19.360, 22.320, 26.320, 30.320, 32.320, 40.400, Marine-, Industriemotor		<b>125,00</b>	3,00 3,00 3,00 5,00	914 CR S 911 FE 931 FE 947 EX CR+	 <b>700 015 2178</b>
Dieselmotor D 2538 MT/MTE/MTH	12763	8	178/204/ 235 kW (242/277/ 320 PS)	16.320, 19.320, 26.320, 30.320					







**M.A.N.**

Motor-Typ motor-type type de moteur	ccm	Zyl. cyl. cyl.	Leistung power puissance	Modell model modèle	Baujahr year année	Bohrung bore percée	Höhe height épais.	Typ type type	GPR-Nr GPR-No réf. GPR	
Dieselmotor D 2555 M/ME, MUH, MF, MX	9199	5	123,5/ 141,5 kW (168/192 PS)			<b>125,00</b>	3,00 3,00 5,00	914 CR S 931 FE 947 EX CR+		<b>700 015 2179</b>
Dieselmotor D 2565 HM/M/ME/MF/MFR/ MR/MUE/ MUH/MUL	9510	5	92-141 kW (125-192 PS)	11.168, 13.168, 13.192, 14.168, 14.192, 15.168, 15.192, 16.168, 16.192, 22.192						
Dieselmotor D 2565 HM/M/ME/MF/MFR/ MR/MUE/ MUH/MUL	9510	5	92-141 kW (125-192 PS)	11.168, 13.168, 13.192, 14.168, 14.192, 15.168, 15.192, 16.168, 16.192, 22.192						
Dieselmotor D 2556 M/MX/MXF/MXH/MUH	11100	6	147/ 176,5 kW (200/240 PS)	12.168, 13.168, 15.168, 13.192, 15.192, 15.200, 15.240, 16.168, 16.200, 16.240, 19.168, 19.200, 19.240, 22.240, 26.240, 30.240, SD 200, SL 200, SUE 200, SR 240, SUE 240	73-					
Dieselmotor D 2566 HM/M/ME/MH/MXF/ MF/MUL/MUE/MUH/ MFO/MFOR/MFR/ MUM	11407	6	125-177 kW (170-240 PS)	15.240, 16.240, 19.240, 22.240, 26.240, 30.240, SG 192, SL 200, SD 200, SG 220, SUE 240, SR 240, SUE 240	76-					
Dieselmotor D 2566 HM/M/ME/MH/MXF/ MF/MUL/MUE/MUH/ MFO/MFOR/MFR/ MUM	11407	6	125-177 kW (170-240 PS)	15.240, 16.240, 19.240, 22.240, 26.240, 30.240, SG 192, SL 200, SD 200, SG 220, SUE 240, SR 240, SUE 240	76-					
Dieselmotor G 2566 UH/UM	11412	6	147 kW (200 PS)	Bus-, Industriemotor	76-					
Dieselmotor D 2565 MT/MK/MKUL	9510	5	169,5 kW (230 PS)			<b>125,00</b>	3,50 3,00 5,00	914 CR+ 931 FE 947 EX CR+		<b>700 015 2180</b>
Dieselmotor D 2566 MT/MTE/MLE/ MFT/MTH/MTU/ MTF/MTUM/ MTUE/MK/MUF/ MKUL/MTUH/ LUM/MKF/ MKUH/KUL/ MLUH/MTHO	11407	6	162-235 kW (220-320 PS)	19281 F/FL/FK/FS/ FAS/FAK/U/ UL, 19280 F/FL/, FT/FK/ FS/FAS/ MLUH/ MTHO FAK/DF/DFK/ HF/HAK, 19321, 22280 FNL, 22281 FNL, 22321 UNL, 26280 DF/DFK/ DFS/DFAS, 26281 DHAK/ DHK, 26321DF/DFS/ DFK/DFAS/ DFAK, 30280 VF, 32280 DHAK, 32281 DF/DFS/ DFK/DFAK/ DFAS/ DHK/	76-					
Dieselmotor D 2566 UH/BUH	11413	6	147/177 kW (200/ 240,5 PS)	SG 220, SG 240, 240 M 10, 240 M 12	83-					
Dieselmotor D 2540 MT/F/MTE	17426	V10	287-405 kW (390-550 PS)			<b>125,00</b>	3,50 3,00 5,00	914 CR+ 911 FE 931 FE 947 EX CR+		<b>700 015 2181</b>
Dieselmotor D 2542 MLE	20190	V12	420-478 kW (571-650 PS)	Marine engine Industrial engine	77-					
Dieselmotor D 2542 MTE	20190	V12	311-405 kW (423-550 PS)							
Dieselmotor D 2548 MT/MTF 42283	13940	V8	264 kW (360 PS)							

**M.A.N.**

Motor-Typ motor-type type de moteur	ccm	Zyl. cyl. cyl.	Leistung power puissance	Modell model modèle	Baujahr year année	Bohrung bore percée	Höhe height épais.	Typ type type	GPR-Nr GPR-No réf. GPR
Dieselmotor D 2865 L/LOH, LU 01/02/03/ 04/06, LF 02/03/04/ 06.10.2015	9972	5	221 kW (300 PS)			<b>128,00</b>	3,50 3,00 5,00	914 CR+ 931 FE 947 EX CR+	 <b>700 015 2182</b>
Dieselmotor D 2865 LF 09/21 Euro 2	9975	5	213/250 kW (290/340 PS)	19.343 FLT					
Dieselmotor D 2866 F/FG/ FR/OH/UH/UM	11967	6	176 kW (239 PS)	200, 202, 240, 242, Industriemotor	93-				
Dieselmotor D 2866 KOH, KUH, KU, KUL, KFZ, LF, LFZ, LFZR, LOCH, LU, LUL, TUH, TUM, K, KF, LUH, LXF	11967	6	215/243/ 265 kW (292/330/ 360 PS)	19.361, 19.332 F, 19.361 FLS, 19.362 F, 19.291, 19.292, 19.331, 22.330, 22.331, 22.332, 22.360, 22.361, 22.362, 24.362, 26.281, 26.291, 26.331, 26.361, 32.331, 32.361, 33.361, 34.291, 34.331, 280, 290, 292, 322, 332, 362, 363	83-				
Dieselmotor D 2866 LF 01/02/03/ 05/ 06/07/09/15, LU 01/03/04, D 2866 KF 09/LXE, LE 06109,LH 02, LXUH, LXOH, LXFG, LX, LFG, LXF, RXF	11967	6	198-324 kW (269-440 PS)	19.422, 19.361 FLS, 19.362 F/FS, 24.362, 25.362, Marine- Industrial engine	87-				
Dieselmotor D 2866 LF 14/16/ 20/Euro 2	11970	6	294/309 kW (400/420 PS)	F 2000					
Dieselmotor D 2866 TOH	11967	6	215 kW (292 PS)	Bus					
Dieselmotor D 2840 LE/T, LE 2A	18270	V10		Industriemotor					
Dieselmotor D 2840 LF	18270	V10	350 kW (476 PS)	19.462	07/88-90				
Dieselmotor D 2840 LF	18270	V10	368 kW (500 PS)	19.502	90-				
Dieselmotor D 2840 LF 06 Euro 1	18263	V10	405 kW (550 PS)		92-95				
Dieselmotor D 2840 LF, LXF, LE	18270	V10	338 kW (460 PS)	19.462	87-06/88				
Dieselmotor D 2840 LXE/LYE	18270	V10	603 kW (820 PS)						
Dieselmotor D 2840 LZE		V10		Marine-, Industriemotor	94-				
Dieselmotor D 2840 T	18270	V10	294 kW (400 PS)	19.501					
Dieselmotor D 2842 LXE/LYE	21930	V12	735 kW (1000 PS)	Marine-, Industriemotor	87-90				
Dieselmotor D 2842 LZE	21930	V12		Marine-, Industriemotor	94-				
Dieselmotor D 2842 T, LE 20, LE 21, LF, LXE, MLE	21930	V12	375-559 kW (510-760 PS)	Industriemotor					
Dieselmotor D 2848 LE/T	14618	V8		Industriemotor					
Dieselmotor D 2848 LXE/LYE	14620	V8	500 kW (680 PS)						
Dieselmotor D 2848 LZE		V8		Marine-, Industriemotor	94-				
Dieselmotor D 2840 MF/ MFR/MH/ME	18270	V10	245/261/ 268 kW (333/355/ 364 PS)	26.365, 32.365, 40.365		<b>128,00</b>	3,50 3,00 5,50	914 CR+ 931 FE 947 EX CR+	 <b>700 015 2183</b>
Dieselmotor D 2842 ME	21930	V12	275/315/ 323/338 kW	Marine-, Industriemotor	80-				
Dieselmotor D 2848 M/MH/TF	14618	V8	206 kW (280 PS)						

# M.A.N.

Motor-Typ motor-type type de moteur	ccm	Zyl. cyl. cyl.	Leistung power puissance	Modell model modèle	Baujahr year année	Bohrung bore percée	Höhe height épais.	Typ type type	GPR-Nr GPR-No réf. GPR
Dieselmotor D 2858 M, X 090	15450	V8	223,5 kW (304 PS)	13.304 DFS, 16.304 FN/FNS/ G/N, 19.304 DF/ DFS/G/N, 22.304 DFSA, 25.304, 26.304, 30.304	69-73	128,00	3,50 3,00 3,00 5,50	914 CR+ 911 FE 931 FE 947 EX CR+	 <b>700 015 2184</b>
Dieselmotor D 2858 MT	15442	V8	250 kW (340 PS)	Industriemotor					
Dieselmotor D2876 LUH 01, 02	12816	6	294 kW 400 PS	Stationary engine		128,00	3,50 3,00	910 CR+ 931 P	 <b>700 015 2185</b>
Dieselmotor E 2866 DUH 1, 2, 3, 4, 5	11970	6	228 kW 310 PS	Stationary engine			4,00	947 EX NIT S	
Dieselmotor G 2866 LUH 1, DUH	11967	6	122-344kW 166-468PS			128,00	3,50 3,00 5,00	910 CR+ 931 P 947 EX CR+	 <b>700 015 2186</b>
Dieselmotor D 2842	21930	6	446 - 587 kW 607 - 798 PS	Stationary engine	00 -	128,00	4,00	914 IF CR+	 <b>700 015 2187</b>
Dieselmotor D 2876	12816	6	294 - 338 kW 400 - 460 PS	F 2000, 19.462, 19.463	95 -		4,00	947 EX CR+	
Dieselmotor D2866	11967	6	191 - 309 kW 260 - 420 PS	26.414, F 2000, NG 312, NG 313, NL 313, NUE 353, R 313, R 353, UEL 313	95 -				
Dieselmotor D 2840 LF 20 Euro 2	18273	V10	441 kW (603 PS)	19.603,00, 26.603 FNL	96-				