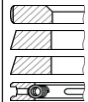


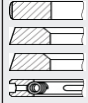


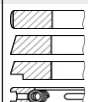

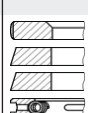


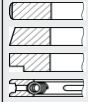





















# Lombardini

Motor-Typ motor-type type de moteur	ccm	Zyl. cyl. cyl.	Leistung power puissance	Modell model modèle	Baujahr year année	Bohrung bore percée	Höhe height épais.	Typ type type	GPR-Nr GPR-No réf. GPR	
Dieselmotor 6 LD 260/L		1				70,00	2,00	910 IF CR		700 015 2121
Dieselmotor LDA 500		1				2,00	911 P			
						4,00	948 EX P			
Dieselmotor LDW 502	505	2	9,8 kW (13,3 PS)			72,00	2,00	910 CR		700 015 2122
Dieselmotor LDW 602	611	2	11,8 kW (16 PS)				2,00	911 P		
Dieselmotor LGW 523		2					3,00	947 EX CR P		
Dieselmotor LGW 627		2								
Dieselmotor LDW 903	916	3	17,2 kW (23,4 PS)							
Dieselmotor LDW 1204	1222	4	24,4 kW (33,2 PS)							
Motor Benzinmotor		1		LA 300 + DM 350		76,00	2,00	910 CR S		700 015 2123
							2,00	911 P		
							4,00	777 CR S		
Dieselmotor LDA 520, 522, 523, 525, 527		1				78,00	2,00	910 CR S		700 015 2124
							2,00	911 IF P		
							2,00	911 IF P		
							4,00	947 EX FE		
Dieselmotor 6 LD 325		1				78,00	2,00	910 CR S		700 015 2125
							2,00	911 IF P		
							4,00	947 EX FE		
Dieselmotor 15 LD 315	315	1	5 kW (6,8 PS)			78,00	2,00	910 CR S		700 015 2126
Dieselmotor 196 LDA 326		1					2,00	911 IF P		
							3,00	947 EX CR+		
Dieselmotor LA/LDA 80		1				80,00	2,00	910 CR S		700 015 2127
							2,00	911 FE		
							2,00	931 FE		
							4,00	947 EX P		
Dieselmotor LA 400		1				80,00	2,00	910 CR S		700 015 2128
Dieselmotor LDA 80		1					2,00	911 FE		
							4,00	947 EX P		
Dieselmotor LDA 530, LDA 532, 533, 535, 537		1		Industriemotor		82,00	2,00	910 IF CR+		700 015 2129
Dieselmotor T 530, T 532, T 533	359	1	4,7-5,5 kW (6,4-7,5 PS)	Industriemotor			2,00	911 P		
							2,00	911 P		
							5,00	947 EX P		
Dieselmotor LA 82		1				82,00	2,00	910 IF CR+		700 015 2130
							2,00	930 FE		
							4,00	948 FE		
Dieselmotor 6 LD 360		1				82,00	2,00	910 IF CR+		700 015 2131
							2,00	911 P		
							5,00	947 EX P		
Dieselmotor LDA 450, LDA 455, 3 LD 450	454	1	6-7,4 kW (8,1-10 PS)	Industriemotor	75-	85,00	2,00	910 CR P		700 015 2132
Dieselmotor LDA 510	510	1					2,00	911 FE		
Dieselmotor LDA 513, 3 LD 510	510	1					2,00	930 FE		
							4,00	948 EX P		
Dieselmotor 3LD 450		1				85,00	2,00	910 CR P		700 015 2133
Dieselmotor 3LD 510.1		1					2,00	911 IF P		
							4,00	948 EX P		
Motor	454	1				85,00	2,50	910 IF CR		700 015 2134
							2,00	911 FE		
							4,00	947 EX		
Dieselmotor LA 85		1				85,00	2,50	910 CR		700 015 2135
							2,50	930 P		
							5,00	948 P		

# Lombardini

Motor-Typ motor-type type de moteur	ccm	Zyl. cyl. cyl.	Leistung power puissance	Modell model modèle	Baujahr year année	Bohrung bore percée	Höhe height épais.	Typ type type	GPR-Nr GPR-No réf. GPR	
Dieselmotor 6 LD 400.1	395	1	6,3 kW (8,6 PS)			86,00	2,00 2,00 4,00	910 CR S		700 015 2136
Dieselmotor 10 LD 400.2		2						911 IF P		
Dieselmotor 10 LD 400.3		3						947 EX CR+		
Dieselmotor LA 490		1				88,00	2,00 2,00 4,50	910 CR S		700 015 2137
Dieselmotor LA 490		3						911 IF P		
Dieselmotor 11 LD 535.3		1				88,00	2,00 2,00 4,00	910 CR S		700 015 2138
								911 IF P		
								948 EX P		
Dieselmotor 9 LD 560.2		2				90,00	2,00 2,00 4,00	910 CR S		700 015 2139
Dieselmotor 9 LD 561.2		2						911 FE		
								948 EX FE		
Dieselmotor 9 LD 560 2	1120	2				90,00	2,00 2,00 2,00 4,00	910 CR S		700 015 2140
								911 FE		
								911 FE		
								948 EX FE		
Dieselmotor LDA 710, 713, 715	1196	1				90,00	2,50 2,50 2,50 5,00	910 IF CR		700 015 2141
Dieselmotor LDA 710, 904		2						911 FE		
								930 FE		
Dieselmotor LDA 90		1				90,00	3,00 3,00 5,00	910 IF CR		700 015 2142
Dieselmotor LDA 91		1						911 IF FE		

# Lombardini

Motor-Typ motor-type type de moteur	ccm	Zyl. cyl. cyl.	Leistung power puissance	Modell model modèle	Baujahr year année	Bohrung bore percée	Höhe height épais.	Typ type type	GPR-Nr GPR-No réf. GPR	
Dieselmotor LDA 720		1				95,00	2,50	910 IF CR	   	<b>700 015 2143</b>
Dieselmotor LDA 723		1				2,50	911 IF P			
Dieselmotor LDA 725		1				5,00	930 FE			
Dieselmotor LDA 720		1					947 EX P			
Dieselmotor 7 LD 665.1		1				95,00	2,50	910 IF CR	   	<b>700 015 2144</b>
Dieselmotor LDA 720		1				2,50	911 IF P			
Dieselmotor 7 LD 665.2		2				5,00	947 EX P			
Dieselmotor 9 LD 625.2	1248	2	21 kW (28,6 PS)							
Dieselmotor 11 LD 625.3		3								
Motor 5 LD 675 4						95,00	3,00	910 CR	   	<b>700 015 2145</b>
Dieselmotor LDA 670, LDA 96, 4 LD 640		1				3,00	911 FE			
Dieselmotor LDA 672, LD 675 2	1346	2				3,00	930 FE			
Dieselmotor LDA 673, 5 LD 675 3	2019	3				5,00	947 EX			
Dieselmotor LDA 674, 5 LD 675 4	2692	4								
Motor 5 LD 675 4						95,00	3,00	910 CR P		
Dieselmotor LDA 670, LDA 96, 4 LD 640		1					3,00	911 FE		
Dieselmotor LDA 672, LD 675 2	1346	2					3,00	911 FE		
Dieselmotor LDA 673, 5 LD 675 3	2019	3					5,00	947 EX		
Dieselmotor LDA 674, 5 LD 675 4	2692	4								
Dieselmotor 5 LD 825.2		2				100,00	2,50	910 CR+	   	<b>700 015 2147</b>
Dieselmotor LDA 830		2				2,50	911 FE			
Dieselmotor 5 LD 825.3		3				3,50	947 EX CR+			
Dieselmotor 5 LD 825.4		4								
Dieselmotor LDA 100, 5 LD 105, 4 LD 705	707	1				100,00	3,00	910 CR		
Dieselmotor T 832, 5 LD 825	1648	2					2,50	911 FE	<b>700 015 2148</b>	
Dieselmotor T 833, 5 LD 825	2472	3					2,50	930 P		
Dieselmotor T 834, 5 LD 825	3296	4					5,00	947 EX P		
Dieselmotor LDA 820/ 825, 4 LD 820	817	1				102,00	3,00	910 CR P		
Dieselmotor 5 LD 930		3				106,00	2,50	910 CR IF P+	<b>700 015 2149</b>	
Dieselmotor 5 LD 930.3		3					2,50	911 P		
Dieselmotor 5 LD 930.4		4					2,50	911 P		
Dieselmotor 5 LD 930.4		4					5,00	947 EX CR P		