






















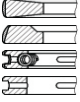


# Komatsu

Motor-Typ motor-type type de moteur	ccm	Zyl. cyl. cyl.	Leistung power puissance	Modell model modèle	Baujahr year année	Bohrung bore percée	Höhe height épais.	Typ type type	GPR-Nr GPR-No réf. GPR
4D92 Diesel	2610	4		Bulldozer		92,00	3,00 3,00 6,00	917 CR 911 FE 947 EX CR	 <b>700 015 2084</b>
4D94 Diesel	2940	4		Bulldozer		94,00	2,90 2,50 5,00	910 CR+ 910 FE 947 EX CR	 <b>700 015 2085</b>
6D95 SA1D95 Diesel	4890	6		Bulldozer		95,00	2,00 2,00 4,00	910 CR 911 FE 947 EX CR S	 <b>700 015 2086</b>
4D105-2 Diesel		1				95,00	2,20 2,00	913 CR 911 FE	 <b>700 015 2087</b>
6D95 SA1D95 Diesel	4890	6		Bulldozer			4,00	947 EX CR S	 <b>700 015 2088</b>
S4D95 Diesel	3260	4		Bulldozer		95,00	2,20 2,00 4,00	913 CR 911 FE 947 EX CR S	 <b>700 015 2088</b>
4D95 Diesel	3260	4		Bulldozer		95,00	2,20 2,20 4,00	913 CR 913 FE 947 EX CR S	 <b>700 015 2089</b>
S6D95 Diesel	4890	6		Bulldozer		95,00	2,50 2,20 4,00	914 CR+ 913 CR 947 EX CR S	 <b>700 015 2090</b>
S6D95 Diesel	4890	6		Bulldozer		95,00	2,50 2,20 4,00	914 CR S 913 CR 947 EX NIT S	 <b>700 015 2091</b>
S6D95 Diesel	4890	6		Bulldozer		95,00	2,50 2,20 4,00	914 CR+ 917 IW CR+ 947 EX CR S	 <b>700 015 2092</b>
S6D102 Diesel	4330	6		Bulldozer D30		102,00	2,88 2,37 4,00	914 CR S 911 IF P 947 EX NIT S	 <b>700 015 2093</b>
4D105 Diesel	4330	4		Bulldozer D30		105,00	3,00 2,50 5,00	910 CR+ 911 IW FE 947 EX CR	 <b>700 015 2094</b>
S4D105 (new) Diesel	4330	4		Bulldozer		105,00	3,00 2,50 5,00	914 CR+ 911 IW CR 947 EX CR	 <b>700 015 2095</b>
S6D105 Diesel	6490	6		Bulldozer		105,00	3,00 2,50 5,00	914 CR S 913 CR 947 EX CR	 <b>700 015 2096</b>
S6D105 Diesel	6490	6		Bulldozer		105,00	3,00 2,50 5,00	914 CR+ 913 CR 947 EX CR	 <b>700 015 2097</b>
S6D105 Diesel	6490	6		Bulldozer		105,00	3,00 2,50 5,00	910 CR+ 911 IW FE 947 EX CR	 <b>700 015 2098</b>
6D108 Diesel		6				108,00	2,50 2,53 4,00	914 CR+ 917 IW CR+ 947 EX CR S	 <b>700 015 2099</b>
S6D110 Diesel	7130	6		Bulldozer		110,00	3,00 2,50 5,00	914 CR+ 913 CR 947 EX CR S	 <b>700 015 2100</b>
4D120 Diesel	7240	4		Bulldozer D50AP		120,00	3,50 2,50 5,50	910 CR+ 911 IW CR 947 EX CR	 <b>700 015 2101</b>
6D125 Diesel	11040	6		Bulldozer		125,00	2,50 2,50 4,00	914 CR+ 917 IW CR+ 947 EX CR	 <b>700 015 2102</b>
4D130 Diesel	8490	4		Bulldozer		130,00	3,50 2,50 4,00	910 CR+ 911 IW CR 947 EX CR	 <b>700 015 2103</b>

# Komatsu

Motor-Typ motor-type type de moteur	ccm	Zyl. cyl. cyl.	Leistung power puissance	Modell model modèle	Baujahr year année	Bohrung bore percée	Höhe height épais.	Typ type type	GPR-Nr GPR-No réf. GPR
6D140 Diesel	15200	6				140,00	2,40 2,40 4,00	914 CR+ 917 IW CR+ 947 EX CR S	 <b>700 015 2104</b>
SD155 SA6D155 Diesel	19260	6		Bulldozer		155,00	3,68 3,55 4,75	914 CR+ 917 IW CR+ 947 EX CR	 <b>700 015 2105</b>
6D155 Diesel	19260	6		Bulldozer		155,00	4,00 3,50 6,00 4,00	914 CR+ 911 IW CR+ 947 EX CR 947 CR	 <b>700 015 2106</b>