












# John Deere

Motor-Typ motor-type type de moteur	ccm	Zyl. cyl. cyl.	Leistung power puissance	Modell model modèle	Baujahr year année	Bohrung bore percée	Höhe height épais.	Typ type type	GPR-Nr GPR-No réf. GPR	
Dieselmotor 153.310/510	2490	3	23,5/ 29,5 kW (32/40 PS)	820, 920		<b>98,00</b>	2,38 2,38	910 CR 911 P	  	<b>700 015 1996</b>
Dieselmotor 204, 710	3320	4	37 kW (50 PS)	Traktor T 100/ 1.010, HJ-LO, 220 Crawler, JD 450, Skidder 440, Traktor T 700		5,00	947 EX CR P			
Dieselmotor 6303 DL 01	4975	6	59,5 kW (81 PS)	3120	64-67					
Dieselmotor A 6.354	5800	4	64/70/76,5/ 81 kW	Mähdrescher, 630, 730		<b>98,48</b>	2,38 2,38 2,38 6,33 6,33	910 IF CR 910 IF P 910 IF P 947 P 946 P	    	<b>700 015 1997</b>
Dieselmotor 3164 DL 01, JD 164	2696	3	41 kW (56 PS)	Schlepper 1520		<b>102,00</b>	3,16 2,38	914 CR+ 911 IF P		
Dieselmotor 3164 DL 03	2690	3	26-37,5 kW (35-51 PS)	Traktor 830, 930, 1020, 1030, 1035, 1120, 1130, 1530, 2020, 2040, 890, 925, 930	67-	5,00	947 EX CR+			
Dieselmotor 4219 DL 01	3588	4	53 kW (72 PS)	Schlepper 2030, 2120						
Dieselmotor 4219 DL 03, 09	3590	4	50 kW (68 PS)	Traktor 2030, 2035, 2440, 3030, 3130, 935, JD 410, JD 400 AJ	68-					
Dieselmotor 6329 DL 01, JD 329	5395	6	66 kW (90 PS)	Traktor 1520, 2120, 2030, 2520, 3120	68-73					
Dieselmotor 6329 DL 03	5380	6	63/65,5/ 68 kW (86/89/ 92 PS)	Traktor 3030, 3130, 3135, 4030, 955, Combine 6600	73-					

# John Deere

Motor-Typ motor-type type de moteur	ccm	Zyl. cyl. cyl.	Leistung power puissance	Modell model modèle	Baujahr year année	Bohrung bore percée	Höhe height épais.	Typ type type	GPR-Nr GPR-No réf. GPR	
Dieselmotor 300 NA, 3179 D	2940	3	28-41 kW (38-56 PS)			106,50	3,16 2,38	914 CR P+ 911 IF P	 	<b>700 015 1999</b>
Dieselmotor 3239 DL 01	2938	3	41 kW (56 PS)	3030, 3040, 3050, 3130, 3140, 3350, 3640			3,50	947 EX CR P		
Dieselmotor 300 NA, 4039 D	3920	4	60 kW (80 PS)							
Dieselmotor 300 NA, 4045 D	4524	4	63 kW (85 PS)							
Dieselmotor 4239 DL 01	3918	4	46-55 kW (62-75 PS)	840, 940, 1040, 1140, 1350, 1447, 1550, 1630, 1640, 1745, 1750, 1840, 1845, 1850, 1950, 2040, 2130, 2140, 2250, 2450, 2650, 2850, 4050						
Dieselmotor 4239 T/TL	3920	4	60/67 kW (82/91 PS)	840, 940, 1040, 1140, 1350, 1447, 1550, 1630, 1640, 1745, 1750, 1840, 1845, 1850, 1950, 2040, 2130, 2140, 2250, 2450, 2650, 2850, 3030, 3040, 3050, 3130, 3140, 3350, 3640, 4050						
Dieselmotor 300 NA, 6059 D	5878	6	89 kW (120 PS)							
Dieselmotor 300 NA, 6068 D	6786	6	97 kW (130 PS)							
Dieselmotor 6359 DL 01/DL/TZ 01/02	5876	6	66-82,5 kW (90-112 PS)	1040, 1140, 1350, 1447, 1550, 1630, 1640, 1745, 1750, 1840, 1845, 1850, 1950, 2030, 2040, 2130, 2140, 2250, 2450, 2650, 2850, 3040, 3140	73-					
Dieselmotor 6359 T	5880	6	82/102 kW (112/139 PS)	840, 940, 1040, 1350, 1447, 1550, 1630, 1640, 1745, 1750, 1840, 1845, 1850, 1950, 2040, 2130, 2140, 2250, 2450, 2650, 2850, 3030, 3040, 3050, 3130, 3140, 3350, 3640, 4040, 4050						