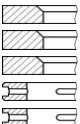












IHC - CASE IH

| Motor-Typ motor-type type de moteur | ccm | Zyl. cyl. cyl. | Leistung power puissance | Modell model modèle | Baujahr year année | Bohrung bore percée | Höhe height épais. | Typ type type | GPR-Nr GPR-No réf. GPR |
|---|------|----------------------|--------------------------------------|--|--------------------------|---------------------------|--------------------------------------|--|--|
| Dieselmotor DD-66 | 1088 | 2 | 10,5 kW (14 PS) | Traktor D 214 S/DLD-2/D 212/ D 215 | | 82,55 | 2,38 2,38 2,38 4,74 4,74 | 910 IF P 910 IF P 910 IF P 947 P 946 P |  700 015 1835 |
| Dieselmotor DD 74 | 1217 | 2 | 12,5/14 kW (17/19 PS) | Traktor D 217 S/F, D 219 | | 87,31 | 2,38 2,38 | 910 CR IW P 911 P |  700 015 1836 |
| Dieselmotor DD 111, DU 11 | 1825 | 3 | 17,5/19/ 25,5 kW (24/26/ 35 PS) | Traktor D 323/, D 324 S/D 326, Mährescher, D 8-62 | 56-75 | | 2,38 4,74 | 911 P 947 FE |  700 015 1836 |
| Dieselmotor DD 148, DU 148 D | 2434 | 4 | 27/28 kW (36,5/38 PS) | Traktor D 436 S/ D 438 S/ DTD 5, 439 | 59-65 | | 4,74 | 946 P |  700 015 1837 |
| Dieselmotor BD 154 | 2520 | 4 | 26,5 kW (36 PS) | Traktor 238, 364, 384, 414, 424, 434, 444, 2424, 2444, 7000 | 63- | 88,90 | 2,38 2,38 2,38 4,74 4,74 | 910 IF CR 911 FE 911 FE 947 P 946 P |  700 015 1837 |
| Dieselmotor D 155, UD 155 | 2540 | 3 | 26,5/32/ 33 kW (36/43,5/ 45 PS) | Traktor D 353, D 383, D 423, D 433, XV 433, XE 433, SU 533 2 WD, SU 533 4 WD, SU 533 V, XV 533, XE 533, 533 Wheel Tractor, 503 Payloader | | 98,43 | 3,16 2,38 4,74 | 914 CR+ 910 IF P 947 EX CR+ |  700 015 1838 |
| Dieselmotor D 179, UD 179 | 2933 | 3 | 35,5-50 kW (48,5-68 PS) | 240, 454, 464, 484, 523, 553, 633, 2400, 4500 | 65- | | | | |
| Dieselmotor DD-99 Dieselmotor | 1631 | 3 | 14,5 kW (20 PS) | Traktor D 320 S/ D 322/DED 3 | | | | | |
| Dieselmotor D 206, UD 206 | 3380 | 4 | 43 kW (59 PS) | Traktor D 258, D 584, D 554, D 644, D 645, E 733, V 733, D 884 | | | | | |
| Dieselmotor D 239 | 3910 | 4 | 45-67 kW (61,5-91 PS) | 684, 744, 452, 3500, 182 013, TD-8 II, 609, 125B II | 67- | | | | |
| Dieselmotor DD-132 | 2175 | 4 | 22 kW (30 PS) | Traktor D 430S/ D 432/D 40/ DGD 4 | 53-63 | | | | |
| Dieselmotor DT 239 | 3901 | 4 | 60,5-62 kW (82-84 PS) | | | | | | |
| Dieselmotor DT 239 | 3920 | 4 | 62,5 kW (85 PS) | Traktor 856 XL | | | | | |
| Dieselmotor D 310, UD 310 | 5070 | 6 | 63/65/68/70/ 78,5 kW | 165 Crawler, 95 Cotton, 82 Cotton, 431 Combine, 715 Combine, Traktor 711 SP, Hydro 86, D 686, D 786, D 946, D 955 | 65- | | | | |
| Dieselmotor D 358 | 5860 | 6 | 66-104 kW (90-142 PS) | 1055, 520, 844, 630, 640, 515, 630,541, 943, Traktor 826, 886, 955, 956, 1046, 1056, 2826, 3228, 3414, Mährescher 531, Excavator 3965 B, 1420, 3964 B, 3965 B, 3966 B, 3984 | 65- | | | | |
| Dieselmotor DT 358 | | 6 | 84,5-127 kW (115-172 PS) | | 83- | | | | |
| Dieselmotor DT 358 | 5867 | 6 | 88-127 kW (120-172 PS) | 530 A, 640 HD, 650, 1255, 1246, 953 | 72- | | | | |
| Dieselmotor D 179 | 2933 | 3 | 35,5/38,5/ 39 kW (48,5/51,5/52,5 | 633 | | 98,43 | 3,16 2,38 | 910 CR 910 IF P |  700 015 1839 |
| Dieselmotor D 239 | 3910 | 4 | 45/47/50/ 54 kW (61,5/64/68/ 73,5 | 684, 744, 3500, TD-8 II, 125B II | | | 4,74 | 947 EX FE |  700 015 1839 |
| Dieselmotor D 358 | 5860 | 6 | 74/84,5/ 101,5 kW | 1055, 520, 630, 640, 515, 630 W, 541, 943, Traktor 826, 886, 955, 956, 1046, 1056, 2826, 3288, 3414, Mährescher 531, Excavator 3965 B, 1420, 3964 B, 3965 B, 3966 B, 3984 | 65- | | | | |

IHC - CASE IH

| Motor-Typ motor-type type de moteur | ccm | Zyl. cyl. cyl. | Leistung power puissance | Modell model modèle | Baujahr year année | Bohrung bore percée | Höhe height épais. | Typ type type | GPR-Nr GPR-No réf. GPR | |
|---|------|----------------------|--------------------------------|---|--------------------------|---------------------------|--------------------------------------|---|---|---------------------|
| Dieselmotor D 268 | 4388 | 4 | 56,5/59/ 63/65 kW | Traktor 270 | | 100,00 | 3,16 2,38 | 914 CR+ 930 P |  | 700 015 1840 |
| Dieselmotor D 402 | 6582 | 6 | | Traktor 270 A, TD 8 C, 844 S, 845, 510 Payloader | 73- | | 4,74 | 947 EX CR+ |  | |
| Dieselmotor D 246 | 4025 | 4 | 55-60 kW (75-81,5 PS) | Traktor 784, 824 A, 844 A, Hydro 84 | 73- | 100,00 | 3,16 2,38 4,74 | 910 IF CR 911 P 947 EX CR+ |  | 700 015 1841 |
| Dieselmotor DT 402 | 6588 | 6 | 107/ 117,5 kW (145/160 PS) | 1455 Traktor, 650 HD Jumbo, 530 Payloader, 3994 Jumbo, 953 Combine | 78- | 100,00 | 3,16 3,16 4,74 | 914 CR+ 914 CR+ 947 EX CR+ |  | 700 015 1842 |
| Dieselmotor OHV, BD 264 | 4325 | 4 | 37 kW (50 PS) | Farmall B-450, BMD/BWD-6, BMD, BTD-6, U 264, B-450, BWD-6 | | 101,60 | 2,38 2,38 2,38 6,33 6,33 | 910 P 910 P 910 P 946 P 946 P |  | 700 015 1843 |
| Dieselmotor DTI-466B | 4660 | 6 | | 3588, 3788, 4386, 5288, 5488 Tractor | | 109,23 | 3,16 3,16 6,33 | 914 CR+ 917 CR P 947 EX CR P |  | 700 015 1844 |