














Honda

Motor-Typ motor-type type de moteur	ccm	Zyl. cyl. cyl.	Leistung power puissance	Modell model modèle	Baujahr year année	Bohrung bore percée	Höhe height épais.	Typ type type	GPR-Nr GPR-No réf. GPR
EB-1 Gasoline	1169	4		Civic 1200		70,00	1,50 1,50 2,80	911 CR 911 P 777 CR S	 700 015 1761
EJ 2 Gasoline	1335	4		Civic Ballade		72,00	1,00 1,20 2,80	910 CR S 911 P 777 NIT S	 700 015 1762
EJ EN Gasoline	1335	4		Civic 1300 Civic Van SV Ballade		72,00	1,50 1,50 4,00	910 CR P+ 911 P 777 CR S	 700 015 1763
EN Gasoline EJ	1300	4		PA 5 Civic		72,00	1,50 1,50 4,00	910 CR+ 911 P 777 CR S	 700 015 1764
EB-2 Gasoline	1237	4		Civic		72,00	1,50 1,50 2,80	910 CR S 911 P 777 NIT S	 700 015 1765
EW 1 PEO D15A Gasoline	1488	4		Civic CRX		74,00	1,00 1,20 2,80	910 CR S 911 P 777 NIT S	 700 015 1766
EF D15A2 Gasoline	1488	4		Civic CVCC PA6 Ballade 1500		74,00	1,20 1,20 2,80	910 CR S 911 P 777 NIT S	 700 015 1767
EW EV Gasoline	1488	4		Civic Ballade		74,00	1,20 1,20 2,80	910 IF CR S 931 ES P 777 CR S	 700 015 1768
D13A2 Gasoline	1342	4		CRX Civic		74,00	1,20 2,80	910 CR S 777 CR S	 700 015 1769
EC Gasoline	1488	4		1500 SE VAN VB		74,00	1,50 1,50 2,80	910 CR 911 P 777 NIT S	 700 015 1770
ED EE EF Gasoline	1488	4		Civic 1500 SG, SH, ST Acc. 1600SJ		74,00	1,50 1,50 4,00	910 CR 911 P 777 CR S	 700 015 1771
EM Gasoline D15A3	1488	4		Civic CVCC PA6		74,00	1,50 1,50 4,00	910 CR+ 911 P 777 CR S	 700 015 1772
EW EV Gasoline	1488	4		Civic Ballade		74,00	1,50 1,50 4,00	910 NIT S 911 CR 777 NIT S	 700 015 1773

Honda

Motor-Typ motor-type type de moteur	ccm	Zyl. cyl. cyl.	Leistung power puissance	Modell model modèle	Baujahr year année	Bohrung bore percée	Höhe height épais.	Typ type type	GPR-Nr GPR-No réf. GPR
D15B6 Gasoline PM8	1493	4		CRX		75,00	1,00 1,20 2,80	910 CR S 911 FE 777 CR S	 700 015 1774
D15Z1 Gasoline	1493	4				75,00	1,00 1,20 2,80	910 IF CR S 931 ES P 777 CR S	 700 015 1775
D17A1 Gasoline	1668	4				75,00	1,00 1,20 2,00	910 IF CR S 911 P 777 NIT S	 700 015 1776
D15B7 Gasoline	1493	4				75,00	1,20 1,20 2,80	910 CR S 911 P 777 CR S	 700 015 1777
D15B Gasoline PM3 PM4	1493	4		Civic, CRX, Partner		75,00	1,20 1,50 2,80	910 CR S 911 P 777 CR S	 700 015 1778
SH4 Gasoline	1488	4		Civic CRX		75,00	1,20 1,50 4,00	910 NIT S 931 ES CR 777 CR S	 700 015 1779
PM6 Gasoline ZC D16A	1590	4		Civic		75,00	1,20 1,50 2,80	910 NIT S 931 ES CR 777 NIT S	 700 015 1780
PJ1 D16A Gasoline	1590	4				75,00	1,20 1,50 2,80	910 CR S 911 P 777 CR S	 700 015 1781
EK EP Gasoline	1750	4		Prelude		77,00	1,50 1,50 4,00	910 CR S 931 P 777 CR S	 700 015 1782
EK EP Gasoline	1750	4				77,00	1,50 1,50 4,00	910 CR S 911 P 777 CR S	 700 015 1783
A18A Gasoline	1800	4		Accord		80,00	1,20 1,20 2,80	910 IF CR S 911 P 777 CR S	 700 015 1784
ES EY Gasoline	1829	4		Accord Prelude		80,00	1,50 1,50 4,00	910 CR S 931 P 777 CR S	 700 015 1785
B16A B18A Gasoline	1600	4		Integra		81,00	1,00 1,20 2,80	910 IF CR S 931 ES P 777 CR S	 700 015 1786
B18A B20A Gasoline	2000	4		Prelude		81,00	1,20 1,50 2,80	910 NIT S 931 CR+ 777 CR S	 700 015 1787
PK1 (B20A) Gasoline	1958	4		Prelude		81,00	1,20 1,50 2,80	910 NIT S 931 CR+ 777 NIT S	 700 015 1788
C20A Gasoline	1996	6		Legend 2000		82,00	1,20 1,20 2,80	910 IF CR S 911 P 777 CR S	 700 015 1789
A20A Gasoline	2000	4		Accord 2000		82,70	1,50 1,50 4,00	910 CR S 931 P 777 CR S	 700 015 1790
A20A Gasoline	2000	4		Accord 2000		82,70	1,50 1,50 4,00	910 NIT S 911 CR 777 NIT S	 700 015 1791
B21A1 PK3 Gasoline	2050	4		Prelude		83,00	1,20 1,20 2,80	910 IF CR S 911 CR 777 NIT S	 700 015 1792

Honda

Motor-Typ motor-type type de moteur	ccm	Zyl. cyl. cyl.	Leistung power puissance	Modell model modèle	Baujahr year année	Bohrung bore percée	Höhe height épais.	Typ type type	GPR-Nr GPR-No réf. GPR
C25A1 PH7 Gasoline	2494	6		Legend		84,00	1,20 1,20 4,00	910 IF CR S 911 IF P 777 CR S	 700 015 1793
P3F Gasoline		4				84,00	1,20 1,20 2,80	910 IF NIT S 911 P 777 CR S	 700 015 1794
SM4 F22A F22B Gasoline	2159	4		Accord		85,00	1,20 1,20 2,80	910 CR S 911 CR 777 NIT S	 700 015 1795
PT1 Gasoline F20A	2000	4				85,00	1,20 1,20 3,00	910 CR S 911 CR 947 EX NIT S	 700 015 1796
J30A1 Gasoline	2997	6		Accord		86,00	1,20 1,20 2,80	910 CR S 911 P 777 CR S	 700 015 1797
F23A	2253	4		Gemini		86,00	1,20 1,20 2,80	910 CR S 911 FE 777 CR S	 700 015 1798
Motor K20A1	1998	4		Civic		86,00	1,20 1,20 2,00	910 CR S 911 FE 777 NIT S	 700 015 1799
PL2 C27A1 Gasoline	2675	4		Accord Legend		87,00	1,20 1,20 4,00	910 IF CR S 911 IF P 777 CR S	 700 015 1800
H22A3 Gasoline	2156	4		Prelude		87,00	1,20 1,20 2,80	910 IF NIT S 931 CR 777 NIT S	 700 015 1801
Motor RAA		4				87,00	1,20 1,20 2,00	910 IF CR S 931 FE 777 CR S	 700 015 1802
J35A1 Gasoline	3471	6		Odyssey		89,00	1,20 1,20 2,80	910 CR S 911 P 777 CR S	 700 015 1803
C32A Gasoline	3206	6		Legend Acura TL		90,00	1,20 1,20 2,80	910 IF CR S 911 P 777 NIT S	 700 015 1804