























# Daihatsu

Motor-Typ motor-type type de moteur	ccm	Zyl. cyl. cyl.	Leistung power puissance	Modell model modèle	Baujahr year année	Bohrung bore percée	Höhe height épais.	Typ type type	GPR-Nr GPR-No réf. GPR
EB Gasoline	547	3		Mira		62,00	1,20 1,50 2,80	910 IF CR S 911 P 777 NIT S	 700 015 1309
EB Gasoline	547	3		Mira		62,00	1,20 1,50 2,80	910 CR S 911 IW P 777 NIT S	 700 015 1310
Motor KF-VE		3				63,00	1,00 1,20 2,00	910 CR S IF 931 FE 777 CR S	 700 015 1311
ED 2 ED10 Gasoline	850	3		Kancil 850		66,60	1,20 1,50 2,80	910 NIT S 931 P 777 NIT S	 700 015 1312
EF-VD Gasoline	659	3		Mira		68,00	1,00 1,20 2,00	910 IF NIT S 931 CR 777 NIT S	 700 015 1313
EF Gasoline	659	1				68,00	1,00 1,20 2,00	910 IF CR S 931 ES P 777 CR S	 700 015 1314
EF Gasoline D40E	659	3		Mira		68,00	1,20 1,20 2,50	910 IF CR S 931 P 777 CR S	 700 015 1315
EF Gasoline D40E	659	3		Mira		68,00	1,20 1,50 2,80	910 IF CR S 931 ES P 777 CR S	 700 015 1316
D070 700G Gasoline		3				68,00	1,50 1,50 2,80	910 CR 911 P 777 CR S	 700 015 1317
CD Gasoline	850	3		G20L		70,00	1,50 1,50 2,80	910 CR S 911 P 777 NIT S	 700 015 1318
Z738 AB Gasoline	547	2		Cuore L55 Fellow Max L40 Mira Cuore Wide Cab		71,60	1,50 1,50 2,80	910 CR 931 P 777 CR S	 700 015 1319
EJ Gasoline	989	3		Mira Gino Storia		72,00	1,20 1,20 2,50	910 IF CR S 931 P 777 CR S	 700 015 1320
DO7 Gasoline		3				72,00	1,50 1,50 2,80	910 CR 911 P 777 CR S	 700 015 1321
HC Gasoline	1295	4		Charade G102S G112S		76,00	1,20 1,50 3,00	910 IF CR S 911 P 777 NIT S	 700 015 1322
HD Gasoline	1589	4		Ferosa Charade Rocky		76,00	1,20 1,50 3,00	910 IF NIT S 911 P 777 NIT S	 700 015 1323
HD Gasoline	1589	4		Ferosa Charade Rocky		76,00	1,20 1,50 3,00	910 IF CR S 931 ES P 777 CR S	 700 015 1324
CB-32 CB-10 Gasoline	993	3		Charade G10		76,00	1,50 1,50 2,80	911 CR 911 P 777 CR S	 700 015 1325
CB90 S88 Gasoline	997	3		Charade		76,00	1,50 1,50 2,80	910 NIT S 911 CR 777 NIT S	 700 015 1326
CL 10 Diesel	993	3		Charade Diesel		76,00	2,00 1,50 3,00	913 4CR+ 911 4CR 947 EX CR+	 700 015 1327
DG V20 F 50 Diesel	2530	4		Delta Taft Small.Bus.FSOV Truck (V23 24 25 26)		88,00	2,50 2,00 4,00	910 IF 4CR 911 CR 947 EX CR	 700 015 1328

# Daihatsu

Motor-Typ motor-type type de moteur	ccm	Zyl. cyl. cyl.	Leistung power puissance	Modell model modèle	Baujahr year année	Bohrung bore percée	Höhe height épais.	Typ type type	GPR-Nr GPR-No réf. GPR
DL-T Diesel	2765	4		Taft Delta		92,00	2,50 2,00 4,00	913 CR S 911 CR P 947 EX NIT S	 <b>700 015 1329</b>
DL Diesel	2765	4		Delta		92,00	2,50 2,50 4,00	910 4CR 911 CR 947 EX CR	 <b>700 015 1330</b>