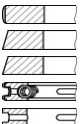
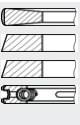
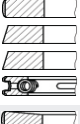
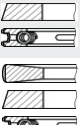




# DAF

Motor-Typ motor-type type de moteur	ccm	Zyl. cyl. cyl.	Leistung power puissance	Modell model modèle	Baujahr year année	Bohrung bore percée	Höhe height épais.	Typ type type	GPR-Nr GPR-No réf. GPR
Dieselmotor DJ 5 T	2446	4	76 - 96 kW 103 - 130 PS	LDV, 400	96 -	<b>92,00</b>	3,00 1,75 3,50	914 CR+ 911 P 947 EX CR+	 <b>700 015 1293</b>
Dieselmotor XD 3 P	2498	4	51,5-56 kW (70-76 PS)	Serie 400EN		<b>94,00</b>	2,00 2,00 4,00	910 CR S 930 FE 947 EX CR+	 <b>700 015 1294</b>
Dieselmotor XD 3 T	2498	4	71 kW (96 PS)	Serie 400ET	89 -	<b>94,00</b>	3,00 2,00 4,00	914 CR+ 911 FE 947 EX CR+	 <b>700 015 1295</b>
Dieselmotor 400 D	2500	4		BN 25, CD 85, CD 96	89 -	<b>102,00</b>	2,38 2,38	910 CR P+ 911 IF P	 <b>700 015 1296</b>
Dieselmotor CD 85, CN 95, CT 97 L	5880	6	86 - 97 kW 115 - 132 PS	CD 85, DN 96	88 -		4,00	947 EX CR+	 <b>700 015 1296</b>
Dieselmotor CT 108 L	5880	6	95 - 120 kW (130 - 163 PS)	45.150	91 -	<b>102,00</b>	3,00 2,39 4,00	914 CR+ 911 P 947 EX CR+	 <b>700 015 1297</b>
Dieselmotor DF 615, DT 615, DTD 615	6170	6	45-123,5 kW (61-168 PS)	Serie 900, 1000, 1200, 1400, 1600	66-83	<b>104,18</b>	2,50 2,50 2,50	910 CR P 911 P 911 P	 <b>700 015 1298</b>
Dieselmotor DT 615, DTD 615	6170	6	57-123,5 kW (77,5- 168 PS)	A 1600 DF/DT/FT, 1200 FA/FT, 1400 FA/FT, DSD, 1500, 1600, 1690, 1700	66-78		6,00 6,00	946 EX P 946 P	 <b>700 015 1298</b>
Dieselmotor DNS 620	6239	6	156 kW (212 PS)	Baureihe 1900	87-12/90	<b>104,18</b>	3,00 2,50	914 CR+ 910 CR P	 <b>700 015 1299</b>
Dieselmotor DNT 620, DN 620	6239	6	116/132 kW (158/180 PS)	Serie 1100, 1300, 1700	86-12/90		4,00	947 EX CR+	 <b>700 015 1299</b>
Dieselmotor DNT 620, NT 133	6239	6	132 kW (180 PS)	FA 1300, FA 1700, NT	90-93				<b>700 015 1299</b>
Dieselmotor DH825	8250	6	115-184 kW (156-250 PS)	1602, 2000, 2005, 2100, 2105, 2205, 2525, 2300 2305 2500 2505		<b>118,00</b>	3,00 3,00 3,00 6,00	910 CR+ 911 P 911 P 947 EX CR+	 <b>700 015 1300</b>
Dieselmotor 825- - DHB, DU, DHDT, DHS, DHT, DHU, DH,	8250	6	71 - 184 kW 96,5 - 250 PS	FA, FAR, FT, FTT, 2000, 2005, 2100, 2105, 2200, 2300, 2305, 2505, 2525	71-	<b>118,00</b>	3,50 3,00 3,00 6,00	914 CR+ 911 P 911 P 947 EX CR+	 <b>700 015 1301</b>
Dieselmotor PF 183M, PF 212M, PF 235M	9186	6	183 - 235 kW 249 - 320 PS	F75-CF250, F75-CF290, F75-CF320	98 -	<b>118,00</b>	3,50 3,00 4,00	914 CR+ 911 P 947 EX CR+	 <b>700 015 1302</b>
Dieselmotor RS 180, 200, 222,	8650	6	222 kW (302 PS)	FA 75.300	92-96				<b>700 015 1302</b>

# DAF

Motor-Typ motor-type type de moteur	ccm	Zyl. cyl. cyl.	Leistung power puissance	Modell model modèle	Baujahr year année	Bohrung bore percée	Höhe height épais.	Typ type type	GPR-Nr GPR-No réf. GPR	
Dieselmotor 1160	11630	6	230-260 kW (312-354 PS)	325, 360, 464, 475, 2400, 200, 201		130,00	3,16 3,16 3,16 6,33 6,33	910 CR+ 911 FE 911 FE 947 EX CR+ 946 P		<b>700 015 1303</b>
Dieselmotor DK/DKB 1160	11630	6	156 kW (212 PS)	DK 360/464/475, ATE 2400, FA 2600, FT 2600, DKB 325/360/390/ 392/447/450/ 460/475/500/, 540, FAT 2605 Marinemotor Industriemotor	69-	130,00	3,16 3,16 3,16 6,33	916 CR+ 911 FE 911 FE 947 EX CR+		<b>700 015 1304</b>
Dieselmotor DKA/DKL/DKDL 1160	11630	6	97-169 kW (132-230 PS)	DKA 280/310/ 350/360/475, ATE 2400, MB 200, SB 201						
Dieselmotor DKB 1160 DK - Serie	11630	6	205 - 315 kW (279 - 428 PS)	Baureihe 2600 2605 DKS 325/340/ 360/380/390/ 450/475/500/ 540, FA/FAR/FAT/ FT 2800 FA/FAT/ FT 2805 Ati FAR/ FTR 3300, FA/FT/ FAG 3305 FAD/FAT/ FTT/ FTG 3325 Marine engine Industrial engine	72-76					
Dieselmotor DKSE/DKS/DKV/ DKVL/DKSB/DKFL/ DKXE/DKCL/DHS/ DKZ 1160	11630	6	139-260 kW (189-354 PS)	DKS 325/340/	73-					
Dieselmotor DKT/DKTD/ DKTL 1160	11630	6	185- 198,5 kW (252-270 PS)	DKTD, 325/360/380/ 390/392/447/ 450/475/500/ 540, FAS 2200, FA/FAS/FT/ FTT 2600, F/FAS/FAT 2605 FA/FAR/FAS/FAT/FTR/ FTT 2805	73-86					
Dieselmotor DKX/DKXE/DKZ/ATI/ DKSE 1160	11630	6	212/260/ 274 kW (288/354/ 373 PS)	Baureihe ATI 3300/3305/ 3325/3603/, 3605/3625	84-					
Dieselmotor LT Euro 1	11620	6	160/195 kW (218/265 PS)	Bus	92-					
Dieselmotor 1160	11630	6	230-260 kW (312-354 PS)	325, 360, 475, 2400, 200, 201		130,00	3,16 3,16 3,16 6,33	910 CR+ 911 FE 911 FE 947 EX CR+		<b>700 015 1305</b>
Dieselmotor 1160 ATI	11630	6	212-274 kW (288-373 PS)	ATI-Baureihe		130,00	3,16 3,16 6,33	916 CR+ 911 FE 947 EX CR+		<b>700 015 1306</b>
Dieselmotor 1160 WS	11630	6	225-282 kW (306-383 PS)	95.310, 95.350, 95.380		130,00	4,00 3,16 4,00	916 CR+ 911 FE 947 EX CR+		<b>700 015 1307</b>

# DAF

Motor-Typ motor-type type de moteur	ccm	Zyl. cyl. cyl.	Leistung power puissance	Modell model modèle	Baujahr year année	Bohrung bore percée	Höhe height épais.	Typ type type	GPR-Nr GPR-No réf. GPR	
Dieselmotor WD 259	11622	6	259 kW (352 PS)	FA/FAR/FAT/FT 95.350	88-91	<b>130,00</b>	4,00 3,16	916 CR+ 911 CR		<b>700 015 1308</b>
Dieselmotor WS 225	11622	6	225 kW (306 PS)	FA/FT 95.310, ATI	88-91		4,00	947 EX CR+		
Dieselmotor WS 242 Euro 2	11630	6	242 kW (329 PS)	FA 85.330	09/94-					
Dieselmotor WS 242 G	11622	6	242 kW (329 PS)	FA 95.330	91-93					
Dieselmotor WS 242 L Euro 1	11622	6	242 kW (329 PS)	FA 85.330	93-					
Dieselmotor WS 268 Euro 2	11630	6	268 kW (364 PS)	FA 85.360, FA/FAR/FAT 95.360	09/94-					
Dieselmotor WS 268 G	11622	6	268 kW (364 PS)	FA/FAD/FAR/FAT 95.360	91-93					
Dieselmotor WS 268 L Euro 1	11622	6	268 kW (364 PS)	FA 85.360, FA/FAR/FAT 95.360	93-					
Dieselmotor WS 282	11622	6	282 kW (383 PS)	FA/FAR/FAS/FAT/FT/FT G/FTS/, FTT 95.380, Ati	88-91					
Dieselmotor WS 295 Euro 2	11627	6	295 kW (401 PS)	FA/FAR/FAS/FAT 95.400	09/94-					
Dieselmotor WS 295 G	11627	6	295 kW (401 PS)	FA/FAD/FAR/FAS/FAT 95.400	91-93					
Dieselmotor WS 295 L Euro 1	11622	6	295 kW (401 PS)	FA/FAR/FAS/FAT 95.400	93-					
Dieselmotor WS 315	11627	6	260-315 kW (354-428 PS)	Marine engine	90-					
Dieselmotor WS 315 Euro 2	11630	6	315 kW (428 PS)	FA/FAD/FAR/FAS/FAT/, FT 95.430	09/94-					
Dieselmotor WS 315 L Euro 1	11622	6	315 kW (428 PS)	FA/FAD/FAR/FAS/FAT/, FT 95.430						