










Cummins

| Motor-Typ motor-type type de moteur | ccm | Zyl. cyl. cyl. | Leistung power puissance | Modell model modèle | Baujahr year année | Bohrung bore percée | Höhe height épais. | Typ type type | GPR-Nr GPR-No réf. GPR | |
|---|------|----------------------|--------------------------------|---------------------------|--------------------------|---------------------------|--------------------------|---------------------------------------|---|---------------------|
| Dieselmotor 3B2.9 | 2900 | 3 | | BN 25, CD 85, CN 96 | | 102,00 | 2,38 2,38 | 910 CR P+ 911 IF P |    | 700 015 1263 |
| Dieselmotor 4B3.9, 4-390 | 3900 | 4 | | | | 4,00 | 947 EX CR+ | | | |
| Dieselmotor 6B5.9, 6-590 | 5900 | 6 | | | | | | | | |
| Dieselmotor 3BT2.9 | 2900 | 3 | | BN 25, CD 85, CN 96 | | 102,00 | 3,00 2,38 | 914 CR+ 911 IF P |    | 700 015 1264 |
| Dieselmotor 4BT3.9, 4T-390, 4BTA3.9 | 3900 | 4 | | | | 4,00 | 947 EX CR+ | | | |
| Dieselmotor 6BT5.9, 6T-590, 6BTA5.9 | 5900 | 6 | | | | | | | | |
| Dieselmotor 6 CT 8.3 | 8267 | 6 | | Bus + Truck | | 114,00 | 3,50 3,00 4,00 | 914 IF CR+ 917 IWU P 947 EX CR+ |    | 700 015 1265 |