






















# Alfa Romeo

Motor-Typ motor-type type de moteur	ccm	Zyl. cyl. cyl.	Leistung power puissance	Modell model modèle	Baujahr year année	Bohrung bore percée	Höhe height épais.	Typ type type	GPR-Nr GPR-No réf. GPR
Motor	1290	4	74-78 kW (100 -105 PS)	Giulietta Sprint, Spider, Giulia GT1300/TI/GT Junior	81 -	<b>74,00</b>	1,50 1,75 4,00	910 IF CR S 931 P 777 CR S	 <b>700 015 1042</b>
Motor	1290	4	66 kW (90 PS)	Giulietta Sprint, Veloce, Giulia 1300 TI/GT Junior		<b>74,00</b>	2,00 2,00 4,00	910 IF CR 931 FE 777 CR S	 <b>700 015 1043</b>
Motor 105.02, 105.14, 105.26	1570	4	68/72/76 kW (92/98/	Giulia 1600	-62	<b>78,00</b>	1,50 1,75 4,00	910 IF CR S 930 P 947 EX FE	 <b>700 015 1044</b>
Motor 116.00	1570	4	79,5 kW (108 PS)	Alfetta 1600, Giulietta 1600	-74				
Motor 195.22	1567	4	81 kW (110 PS)	75 1.6, 75 1.6 IE, Giulietta 1.6, K1 1600		<b>78,00</b>	1,50 1,75 3,50	910 IF CR S 930 P 947 EX	 <b>700 015 1045</b>
Motor	1996	6		164 2.0i V6 Turbo Super GTv 2.0i V6 Turbo	91 -	<b>80,00</b>	1,50 1,50 3,50	910 IF CR S 931 P 777 CR S	 <b>700 015 1046</b>
Motor AR 00548, AR01608, AR 01678, AR 01668, AR 06202	1779	4	83 - 90 kW (113 - 132 PS)	GT V 1750, Apider 1750, Alfetta 1.8, Giulietta 1.8, 75 1.8, 90 1.8	67 - 92	<b>80,00</b>	1,50 1,75 4,00	910 IF CR S 931 FE 777 CR S	 <b>700 015 1047</b>
Motor AR 30102, AR 30102 S, AR 30104, AR 30500, AR 31000	1186	4	50 kW (68 PS)	Alfasud, Super 1.2					
Motor AR 30164, AR 30168, AR 30502, AR 30586, AR 30587, AR 30753, AR 30755, AR 31010, AR 33501	1351	4	55 - 66 kW (75 - 89 PS)	Alfasud 1.3 + 1.4 33 1.3 + 1.4, Arna 1.3 146 + 146 1.4	77 - 94				
Motor 1.8ie	1779	4	89 kW (120 PS)	75 1.8 IE		<b>80,00</b>	1,50 1,75	910 IF CR S 931 FE	 <b>700 015 1048</b>
Motor 2.0	1996	V6		90 2.0 IE V6, Alfa 6-GTV			3,50	946 EX FE	

# Alfa Romeo

Motor-Typ motor-type type de moteur	ccm	Zyl. cyl. cyl.	Leistung power puissance	Modell model modèle	Baujahr year année	Bohrung bore percée	Höhe height épais.	Typ type type	GPR-Nr GPR-No réf. GPR	
Motor 116 747	1370	4	76 kW (103 PS),	145, 146, 147, 156		<b>82,00</b>	1,20 1,20	910 NIT S 931 P 	<b>700 015 1049</b>	
Motor AR 32103, 32104, 37203	1598	4	76 - 88 kW (103 - 120 PS)	147 1.6 16V T.Spark 156 1.6 16V T.Spark	09/97 -		2,00 			
Motor AR 32201, AR 32205, AR 38401, AR 57106	1747	4	103 - 106 kW 140 - 144 PS	145 1.8 i.e., 146 1.8 i.e. 155 1.8 16V T.Spark 156 1.8 16V T.Spark	05/96 -					
Motor AR 33503, AR 38501	1370	4	76 kW (103 PS)	145 1.4 16V T.Spark 146 1.4 16V T.Spark	11/96 -	<b>82,00</b>	1,50 1,50	910 IF CR S 911 P 	<b>700 015 1050</b>	
Motor M 646BA.15.T	1598	4		155 1.6 16V, Twin Spark	-96		3,00 			
Motor M 646GA.17.T	1747	4	103 kW (140 PS)	155 1.8 16V, Twin Spark	-96					
Motor M 646LA.17.T	1747	4	103 kW (140 PS)	145 1.8 16V, Twin Spark	-97					
Motor M 646LA.17.T	1747	4	103 kW (140 PS)	146 1.8 16V, Twin Spark	-97					
Motor M 646VA.17.T	1747	4	107 kW (145 PS)	156 1.8 16V, Twin Spark	-97					
Motor M 654 CA.15.T	1598	4	88 kW (120 PS)	156 1.6 16V, Twin Spark	-97					
Motor M 654BA.15.T	1598	4	88 kW (120 PS)	145 1.6 16V, Twin Spark	-97					
Motor M 654BA.15.T	1598	4	88 kW (120 PS)	146 1.6 16V, Twin Spark	-97					
Motor M 659 AA.14.T	1370	4	76 kW (103 PS)	145 1.4 16V, Twin Spark	-97					
Dieselmotor 188A3.000 430.0-M724HT.19.t	1910	4	44 kW 60 PS			<b>82,00</b>	2,00 2,00 3,00	910 CR S 931 P 947 EX CR+ 		<b>700 015 1051</b>
Dieselmotor AR32302-186.230	1910	4	73 kW (100 PS)	147 JTD, 156 JTD						
Dieselmotor AR 37101, 192 A5.000, 937 A5.000 939 A2.000 Turbo Intercooler oilring 2,00 mm	1910	4	73 - 110 kW 100 - 150 PS	147 1.9 JTD, 156 1.9 JTD	00 -	<b>82,00</b>	2,00 2,00 2,00	910 CR S 931 P 947 EX NIT 		<b>700 015 1052</b>
Motor 839 A6.000, 841 C.000 841 G.000, 841 H.000 AR 36202 oilring 2,0 mm	2387	5	100 - 129 kW 136 - 175 PS	156 2.4 JTD, 166 2.4 JTD	00 -					
Dieselmotor AR 37101	1910	4	73 - 103 kW 100 - 140 PS	156 1.9 JTD	00 -	<b>82,00</b>	2,50 2,00	910 CR S 931 P 	<b>700 015 1053</b>	
Dieselmotor 839.A600, AR 36202, 841 C.000	2387	5	100 - 110 kW (136 - 150 PS PS)	156 JTD, 166 JTD	00 -		2,00 			
Dieselmotor AR 32302	1910	4	77 kW 105 PS	145, 146, 156 JTD	97 -	<b>82,00</b>	3,00 2,00	914 CR P+ 911 IF U FE 	<b>700 015 1054</b>	
Dieselmotor AR 32501, AR 34202	2387	5	100 Kw 136 PS	156 + 166 2.4 JTD	98		3,00 			

# Alfa Romeo

Motor-Typ motor-type type de moteur	ccm	Zyl. cyl. cyl.	Leistung power puissance	Modell model modèle	Baujahr year année	Bohrung bore percée	Höhe height épais.	Typ type type	GPR-Nr GPR-No réf. GPR
Motor 932.A2.000, 937.A1.000 AR32310, AR36301, AR36310	1970	4	119 - 122 kW 162 - 166 PS	147, 156, 166 2.0 16 V GT 2.0 JTS, Spider 2.0	03/02 -	<b>83,00</b>	1,20 1,20 2,00	910 IF NIT S 931 P 777 NIT S	 <b>700 015 1055</b>
Motor M 647CA.19.T	1970	4	110 - 121 kW 150 - 165 PS	GTV 2.0 16V T.S.	03/98 -	<b>83,00</b>	1,20 1,50	910 IF NIT S 931 P	 <b>700 015 1056</b>
Motor M 647CA.19.T-AR 162	1970	4	110 - 121 kW 150 - 165 PS	Spider 2.0i 16V T.S.	03/98 -		3,00	777 CR S	
Motor M 647DA.19.T	1970	4	110 kW (150 PS)	145 2.0i 16V T.S. Quadr.	-95				
Motor M 647DA.19.T	1970	4	110 - 121 kW 150 - 165 PS	145, 146 2.0i 16V T.S. ti	03/98				
Motor M 647HA.19.T	1970	4	110 kW 150 PS	155 2.0i 16V T.S	3/95 -				
Motor M 647LA.19.T	1970	4	114 kW (155 PS)	156 2.0 16V, Twin Spark	-97				
Motor M 620AG.18.C	1748	4		155 1.7, Twin Spark	-93	<b>83,40</b>	1,50 1,50 3,50	910 IF CR S 911 P 777 CR S	 <b>700 015 1057</b>
Motor 2.0 Twin Spark	1962	4	104 kW (142 PS)	164	88-92	<b>84,00</b>	1,50	910 IF NIT S	 <b>700 015 1058</b>
Motor AR 06416, AR06420, AR64103	1962	4	107 kW (146 PS)	164 2.0 T.Spark	06/87 - 09/98.		1,50 3,50	931 FE 777 CR S	
Motor AR06166, AR06224,	1962	4	88 - 107 kW (120 - 146 PS)	75 2.0 T.Spark	87-92				
Motor M 620 AA.18.A	1773	4	95 kW (129 PS)	155 Twin Spark	-92				
Motor M 620 CA.20.A	1995	4	105 kW (143 PS)	155 Twin Spark	-92				
Motor AR 672.03	1995	4	110 kW 150 PS	155 2.0 Turbo 16V	95 -	<b>84,00</b>	1,50 1,50 3,00	910 IF CR S 931 P 777 NIT S	 <b>700 015 1059</b>
Motor A 195.17, 116.33	1962	4	82,5/ 85,5 kW (112/116 PS)	Alfetta 2000, GTV 2000, 1.8 GTI (USA)	72-85	<b>84,00</b>	1,50 1,75	910 IF CR S 931 FE	 <b>700 015 1061</b>
Motor A 195.17, 116.33	1962	4	96,5 kW (131 PS)	Alfetta 2000, Spider	-71		4,50	946 EX FE	
Motor A 195.17, 116.33	1962	4	90 kW (122 PS)	Alfetta, GTV 2000	-76				
Motor 301.28	1490	4	62,5 - 77 kW (85 - 105 PS)	33, Sprint Alfasud Sprint Veloce	-86	<b>84,00</b>	1,50 1,75 4,00	910 NIT S IF 931 FE 777 CR S	 <b>700 015 1062</b>
Motor 116.55	1962	4	94 kW (128 PS)	90 2.0 IE, Spider 2.0 IE, Alfetta 2.0 IE		<b>84,00</b>	1,50 1,75 3,50	910 IF NIT S 911 P 777 CR S	 <b>700 015 1063</b>
Motor	1995	4	136 kW (185 PS)	155 Q4	89-93	<b>84,00</b>	1,50 2,00	910 IF CR S 930 FE	 <b>700 015 1064</b>
Motor M 601 FT.20.0	1995	4	125 kW (171 PS)	164	-85		3,94	948 EX P	
Motor AR 30550, 30058, 30736, 30737, A, 30746, 30747, 33401	1717	4	77/99 kW (105/133 PS)	33 1.7 i.e. 16V 145 1.7 i.e. 16V	1/86 - 12/96	<b>87,00</b>	1,50 1,75 3,00	910 IF CR S 931 FE 777 CR S	 <b>700 015 1065</b>
Motor M 300 BA.17.A	1712	4	81 kW (110 PS)	Sprint, 33	-87				
Motor M 690 AA.17.C	1712	4	77 kW (105 PS)	33 (USA)					
Motor M 691 AA.17.A	1712	4	98/101 kW (133/137 PS)	33 16V	-90				

# Alfa Romeo

Motor-Typ motor-type type de moteur	ccm	Zyl. cyl. cyl.	Leistung power puissance	Modell model modèle	Baujahr year année	Bohrung bore percée	Höhe height épais.	Typ type type	GPR-Nr GPR-No réf. GPR	
Motor AR32401, AR32405, AR34201 AR36201	2492	6	140 kW 190 PS	155, 156, 166 2.5 V6 24V	97 -	88,00	1,20 1,50 3,50	910 IF NIT S 931 P 947 EX CR+		<b>700 015 1066</b>
Motor M 652 AB.25.T	2492	6	140 kW (190 PS)	155, 156, 166						
Motor	2492	V6	121 kW (165 PS)	155 V6		88,00	1,50 1,50 3,50	910 IF CR S 931 P 947 EX CR+		<b>700 015 1067</b>
Motor AR 32401, AR 32402, AR 34201, AR 36201 AR 32405	2492	V6		75,9		88,00	1,50 1,75 4,00	910 IF CR S 931 FE 777 CR S		<b>700 015 1068</b>
Dieselmotor HR 488 HT/2	1994	4	60/70 kW (82/95 PS)	75, Alfetta, Giulietta	-79	88,00	2,50 2,00	914 CR+ 931 FE		<b>700 015 1069</b>
Dieselmotor VM 80 A	1994	4	70 kW (95 PS)	75	-85		4,00	947 EX CR+		
Dieselmotor HR 588 HT/2	2492	5	77 kW (105 PS)	Alfa 6 2.5, turbodiesel	83-87					
Dieselmotor	1994	4	60-70 kW (82-95 PS)	Alfetta, Giulietta, 75		88,00	3,00 2,00 4,00	910 IF CR S 931 FE 947 EX CR+		<b>700 015 1070</b>
Dieselmotor HRT 392	1779	3	54,5 kW (74 PS)	33	-84	92,00	2,50 2,00	914 CR+ 931 FE		<b>700 015 1071</b>
Dieselmotor HR 492 HI	2392	4	81 kW (110 PS)	90 2.4	84-87		4,00	947 EX CR+		
Dieselmotor HR 492 HT	2392	4	70/75 kW (95/100 PS)	Alfetta 2.4	82-85					
Dieselmotor HR 92.4 S-H	2500	4	84/86 kW (114/117 PS)	164	-88					
Motor 932	3177	6	184 kW (250 PS)	156		93,00	1,20 1,20 2,00	910 IF CR S 931 P 777 NIT S		<b>700 015 1072</b>
Motor 161.02	2959	6	162 kW 220 PS	166, GTV, Spider 3.0 V6 24V	96 -	93,00	1,20 1,50	910 IF NIT S 911 P		<b>700 015 1073</b>
Motor AR 16102, AR 16105, AR 34301, AR 36101	2959	6	162 kW 220 PS	GTV, Spider, 166 3.0 V6 24V	10/96 -		3,50	947 EX P		
Motor M 624 AB.30.A	2959	6	136 kW (185 PS)	75, 164	-87	93,00	1,50 1,50	910 IF CR S 911 FE		<b>700 015 1074</b>
Motor M 624 AB.30.A	2959	V6	147 kW (200 PS)	164 OV, R.Z.	-92		3,50	777 CR S		
Motor M 627 AA.30.C	2959	V6	154/169 kW (210/230 PS)	164 Super, Zagato	-92					
Dieselmotor 8140.61	2445	4	53 kW (72 PS)	30AR8, 32AR8, 35AR8, 40AR8		93,00	2,00 2,00 4,00	910 CR S 930 FE 947 EX CR+		<b>700 015 1075</b>
Dieselmotor 8140.21	2445	4	68 kW (92 PS)	40 AR 8T	86-88	93,00	3,00 2,00 3,00	914 CR+ 911 P 947 EX CR+		<b>700 015 1076</b>
Dieselmotor 8144.67	2500	4		10AR6, 14AR6		93,00	3,00 2,00 3,00	910 CR S 930 FE 947 EX CR+		<b>700 015 1077</b>
Dieselmotor 8140.61	2445	4	53 kW (72 PS)	40 AR 8	78-85	93,00	3,00 2,00	910 CR S 930 FE		<b>700 015 1078</b>
Dieselmotor 8140.61.300	2445	4	53 kW (72 PS)	30 AR 8, 35 AR 8	-78		4,00	947 EX CR+		